



Sliding Elements
Führungselemente
Sistemi di guida

OMCR[®]
STANDARD DIE COMPONENTS

Sliding Elements Führungselemente Sistemi di Guida

Ⓞ The **Sliding Elements** line offers an extraordinary variety of items in order to satisfy all requirements of design and construction of sheet metal working dies. Bushes, guide posts, plates, drivers, etc. are produced according to **AFNOR, DIN, NAAMS, VDI**, norms, with high-quality materials and strict quality control, to ensure the reliability which distinguishes our products.

Ⓞ Die Linie der **Führungselemente** bietet eine einzigartige Artikelvielfalt, die alle Anforderungen an die Konstruktion und Herstellung von Stanzwerkzeugen abdeckt. Unsere Führungsbuchsen, Führungssäulen, Gleitplatten, Prismenführungen usw. werden alle gemäß den **AFNOR, DIN, NAAMS, VDI, Normen** aus qualitativ hochwertigen Materialien hergestellt und unterliegen strengen Kontrollen zur Gewährleistung der Qualität, die unsere Produkte auszeichnet.

Ⓞ La gamma **Sistemi di Guida** offre un'ampia varietà di articoli in grado di rispondere a tutte le esigenze della progettazione e costruzione di stampi per lavorazione lamiera. Boccole, colonne, piastre, guide, ecc., sono tutte realizzate nel rispetto delle **norme AFNOR, DIN, NAAMS, VDI**, con materiali di qualità e severi collaudi per garantire quella affidabilità che contraddistingue i nostri prodotti.





GB GENERALITY.

The planning of **OMCR** self-lubricating products offers the technical help to solve slide problems related to mechanical devices, dies and tools with a solution which is normalized, simple, functional and reliable.

RELIABILITY: **OMCR** self-lubricating products support high loads, are long-lasting, require little maintenance, remove assembly problems.

COSTS REDUCTION: With **OMCR** self-lubricating products, expensive, centralized lubricating systems are not longer required, maintenance time is low as well as purchase costs. Operating costs and lubricating disposal are reduced.

USE: **OMCR** self-lubricating products offer the best performance with hardened steel (**Hardness > 55 HRC**). The matched surfaces should have good surface finishes (**Ra0.8/ Rz 6.3**) and there should not be any sharp edges present which could eventually cause notching. **Units initially lubricated with a lithium base grease and then every ~100000 cycles** or after cleaning or after a long standstill, guarantee a long life of the slides.

PRINCIPLE.

Self-lubricating products **OMCR** consist of a metal base in which the lubricant is inserted. During the working phase, the lubricant is exuded between the sliding surfaces, whereby a film is formed preventing direct contact of the working surfaces, like a conventional lubricant.

BRONZE-GRAPHITE PRODUCTS (Pic.01): consist of a bronze-aluminum base in which is inserted the solid lubricant in the form of oil-impregnated sintered graphite cylinders. They offer high wear resistance; the disposition of graphite makes it possible to slide in one or two directions.

SINT300® PRODUCTS (Pic.02): they consist of a steel metal base on which a 2 mm layer of sintered material is applied which contains solid lubricants (graphite and MoS2) and liquid lubricant (oil) dispersed in homogeneous mode at microscopic level. Thus surface contact is more extensive thanks to the lack of the graphite cylinders and the self-lubricating effect is greatly improved.

Self-lubricating SINT300® products offer higher performance than traditional bronze-graphite products (higher speed - higher specific pressure - increased P*V - greater working temperature range) and allow movement in all directions with the same effectiveness. The higher performance of the self-lubricating sintered **OMCR** products allow more compact movement than traditional self-lubricating bronze-graphite products.

NOTE: If thickness adjustment is necessary, the steel backing must be machined – Not the sintered section.

Technical property - Technische Eigenschaften - Caratteristiche tecniche

TECHNICAL PROPERTY	MATERIAL	
	SINT300®	Bronze / Graphite
Max. specific pressure P (N/mm²)	300	100
Max. sliding speed V (m/min)	40	15
Max. output PV (N/mm² * m/min)	300	200
Working temperature range T (°C)	-40÷250	-40÷150
Coefficient of friction Vs Steel μ	0.05÷0.15	0.05÷0.15

Ⓢ ALLGEMEINES.

Unsere selbstschmierenden **OMCR** Produkte sollen dem Konstrukteur helfen, das Problem des Gleitens in Maschinen, Stanzwerkzeugen und Vorrichtungen mit einer genormten, einfachen, funktionalen und zuverlässigen Lösung zu lösen.

ZUVERLÄSSIGKEIT: Die selbstschmierenden **OMCR** Produkte nehmen hohe Lasten auf, haben eine lange Lebensdauer, erfordern wenig Instandhaltung und lassen sich einfach montieren.

KOSTENREDUZIERUNG: Die selbstschmierenden Produkte von **OMCR** benötigen keine teuren Zentralschmieranlagen, die Instandhaltungsstunden und die Kosten für Einkauf, Steuerung und Entsorgung von Schmierstoffen entfallen.

VERWENDUNG: Die selbstschmierenden Produkte von OMCR bieten beste Leistung in Kombination mit gehärtetem Stahl (**Härte >55 HRC**). Die Gleitflächen sollten eine niedrige Oberflächenrauigkeit (**Ra 0.8/ Rz 6.3**) haben und keine scharfen Kanten aufweisen, die Kerbwirkung erzielen können. Eine Anfangsschmierung mit **Lithiumfett** und eine Schmierung alle **~100.000 Zyklen** oder nach langen Standzeiten bzw. Reinigung gewährleisten eine höhere Lebensdauer der Gleitelemente

PRINZIP.

Die selbstschmierenden Produkte von **OMCR** bestehen aus einem Träger aus Metall, auf den ein Schmierstoff aufgebracht wird. Beim Gleiten wird der Schmierstoff freigesetzt, verteilt sich zwischen den Gleitflächen und bildet einen Film, der dadurch dass er deren direkten Kontakt unterbindet die Abnutzung auf das Niveau einer herkömmlichen Schmierung reduziert.


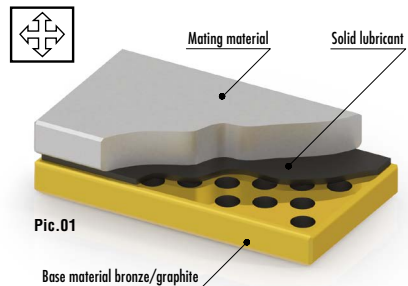
PRODUKTE AUS BRONZE/FESTSCHMIERSTOFF (Pic.01): Sie bestehen aus einem Träger aus Bronze-Aluminium, in den fester Schmierstoff in Form von gesinterten und mit Öl imprägnierten Graphitzylindern eingesetzt wird. Sie bieten hohe Abriebfestigkeit. Die Anordnung der Graphiteinlagen ermöglicht das Gleiten in eine oder zwei Richtungen.

SINT300® PRODUKTE (Pic.02): Sie bestehen aus einem Träger aus Stahl, auf den eine ca. 2 mm dicke Schicht aus Sintermaterial mit poröser Struktur aufgebracht wird, die festen Schmierstoff (Graphit und MoS2) und flüssigen Schmierstoff

(Öl) enthält, welche homogen mikroskopisch verteilt sind. Die Kontaktfläche aus Metall wird durch das Fehlen der Graphiteinsätze größer und die selbstschmierende Wirkung erheblich verbessert. Die **selbstschmierenden SINT300® produkte** von **OMCR** bieten bessere Leistungen als die herkömmlichen Produkte aus Bronze/Festschmierstoff (höhere Geschwindigkeit, größerer spezifischer Druck, größer PV-Wert, breiterer Betriebstemperatur-Einsatzbereich) und ermöglichen ein Gleiten in alle Richtungen mit derselben Wirkung.

Die besseren Leistungen der **selbstschmierenden Sinterprodukte** von **OMCR** gestatten die Gestaltung von kompakteren Gleitelementen gegenüber den herkömmlichen selbstschmierenden Produkten aus Bronze mit Festschmierstoff.

Anmerkung: Eventuell erforderliche Anpassungsarbeiten sind auf der Stahlseite und nicht auf der Sinterbronzeschicht auszuführen!



Sliding Elements

① GENERALITÀ.

Il programma di prodotti autolubrificanti **OMCR** si propone di aiutare i progettisti nel risolvere il problema degli scorrimenti nelle apparecchiature meccaniche, stampi e attrezzature, con una soluzione normalizzata, semplice, funzionale e affidabile.

AFFIDABILITÀ: I prodotti autolubrificanti **OMCR** sopportano alti carichi, hanno una lunga durata, richiedono poca manutenzione ed eliminano gli inconvenienti al montaggio.

RIDUZIONE DEI COSTI: Con gli autolubrificanti **OMCR** non sono necessari i costosi impianti di lubrificazione centralizzata, si riducono le ore di manutenzione e i costi per l'acquisto, la gestione e lo smaltimento dei lubrificanti.

USO: I prodotti autolubrificanti **OMCR** offrono le migliori prestazioni in accoppiamento con acciaio temprato (**Durezza >55 HRC**).

È opportuno che le superfici in accoppiamento abbiano una buona finitura superficiale (**Ra 0.8/ Rz 6.3**) e che non siano presenti spigoli vivi tali da generare effetti di intaglio. Una lubrificazione iniziale, con **grasso saponificato al litio**, e lubrificazioni a intervalli di **~100000 cicli** o in caso di lavaggi o soste prolungate garantiscono la durata degli elementi di scorrimento.

PRINCIPIO.

I prodotti autolubrificanti **OMCR** sono costituiti da una base in metallo nella quale viene inserito il lubrificante. Durante la fase di lavoro, il lubrificante viene rilasciato e si dispone tra le superfici in scorrimento, formando così un film

che, impedendo il contatto diretto, riduce l'usura al pari di una lubrificazione tradizionale.

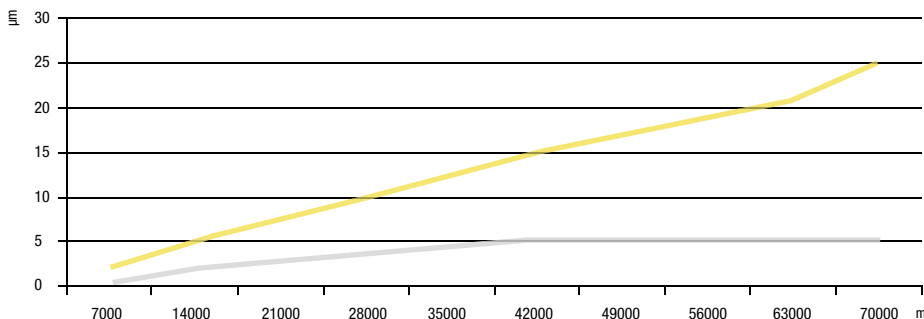
PRODOTTI IN BRONZO-GRAFITE (Pic.01): sono costituiti da una base in bronzo-alluminio nella quale viene inserito il lubrificante solido sotto forma di cilindri di grafite sinterizzata e impregnata di olio. Offrono elevata resistenza all'usura; la disposizione degli inserti in grafite rende possibile lo scorrimento in una o due direzioni.

PRODOTTI IN SINT300® (Pic.02): sono costituiti da una base in acciaio sulla quale è applicato uno strato di 2 mm in materiale sinterizzato con struttura porosa che ingloba del lubrificante solido (grafite e MoS₂) e del lubrificante liquido (olio) dispersi in modo omogeneo a livello microscopico, la superficie di contatto risulta quindi più ampia per la mancanza degli inserti in grafite e l'effetto autolubrificante è notevolmente migliorato.

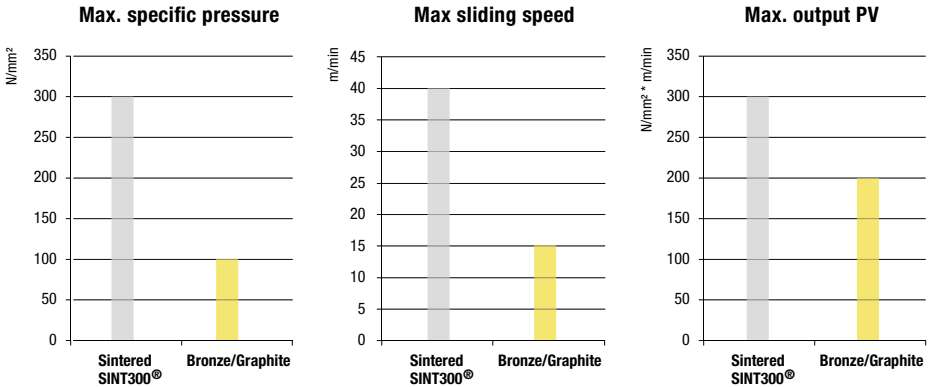
I **prodotti autolubrificanti in SINT300®** offrono maggiori prestazioni rispetto ai tradizionali prodotti in bronzo/grafite Pic.03 e Pic.04 (maggiore velocità, maggiore pressione specifica, maggiore P*V, maggiore gamma di temperature di esercizio) e permettono lo scorrimento in tutte le direzioni con la stessa efficacia. Le maggiori performance dei prodotti autolubrificanti in sinterizzato **OMCR** permettono di realizzare scorrimenti più compatti rispetto ai tradizionali prodotti autolubrificanti in bronzo-grafite.

NOTA: gli eventuali adattamenti sono da effettuare sulla base in acciaio e non sul riporto sinterizzato.

Wear amount in opposition to Steel HRC 58÷60 P*V=200



Pic.03



Pic.04

LINEAR TRIBOMETER - LINEARES TRIBOMETER - TRIBOMETRO LINEARE























OMCR has designed and built, for its research centre, a **LINEAR TRIBOMETER** (Patent Pending) to determine the specific pressure and speed limits of the different materials in different combinations and in different conditions of lubrication. This tool allows us to foresee the wear phenomena and the efficiency of the self-lubricating products by simulating actual operating conditions and constantly monitoring the flow speed, the specific pressures, the friction coefficient and the operating temperature.





















OMCR hat für ihr hauseigenes Entwicklungszentrum ein **LINEARES TRIBOMETER** (Patent Pending) entwickelt, um die Grenzen des spezifischen Drucks und der Geschwindigkeit der diversen Materialien in verschiedenen Kombinationen und unter unterschiedlichen Bedingungen der Schmirung bestimmen zu können. Mit diesem Messinstrument kann die Abnutzung und die Wirksamkeit von selbstschmierenden Produkten durch Simulation der effektiven Arbeitsbedingungen, und konstante Überwachung der Gleitgeschwindigkeit, der Flächenpressung, des Reibungskoeffizienten und der Betriebstemperatur bestimmt werden.

La OMCR ha progettato e costruito per il proprio centro ricerche un **TRIBOMETRO LINEARE** (Patent Pending) per determinare i limiti di pressione specifica e velocità dei diversi materiali in differenti combinazioni e in diverse condizioni di lubrificazione. Questo strumento consente di prevedere i fenomeni di usura e l'efficacia dei prodotti autolubrificanti simulando le effettive condizioni di lavoro e monitorando costantemente la velocità di scorrimento, le pressioni specifiche, il coefficiente di attrito e la temperatura di esercizio.

Sliding Elements

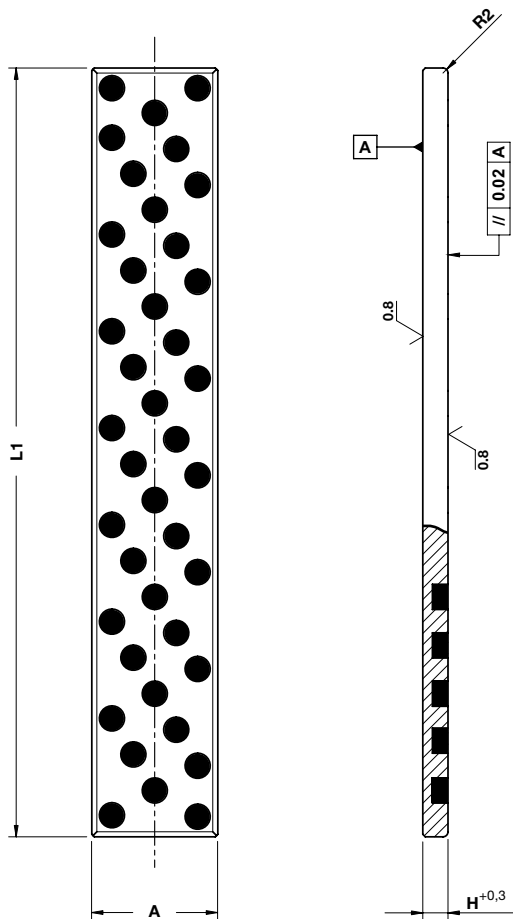
<p>E40.02</p> 	<p>E40.04</p> 	<p>E40.05</p> 	<p>E40.06</p> 	<p>E40.07</p> 
<p>Wear plate self-lubricating Gleitplatte Bronze mit Festschmierstoff Piastra guida autolubrificante</p> <p>1028</p>	<p>Wear plate self-lubricating Gleitplatte Bronze mit Festschmierstoff Piastra guida autolubrificante</p> <p>1030</p>	<p>Wear plate self-lubricating Flachleiste Piastra guida autolubrificante</p> <p>1032</p>	<p>VDI 3357</p> <p>Wear plate self-lubricating Gleitplatte Bronze mit Festschmierstoff Piastra guida autolubrificante</p> <p>1034</p>	<p>VDI 3357</p> <p>Wear plate steel Gleitplatte Stahl Piastra guida in acciaio</p> <p>1036</p>
<p>E40.08</p> 	<p>E40.10</p> 	<p>E40.11</p> 	<p>E40.12</p> 	<p>E40.13</p> 
<p>Wear plate self-lubricating Gleitplatte Bronze mit Festschmierstoff Piastra guida autolubrificante</p> <p>1038</p>	<p>FCA</p> <p>Wear plate self-lubricating Gleitplatte Bronze mit Festschmierstoff Piastra guida autolubrificante</p> <p>1040</p>	<p>FCA</p> <p>Wear plate steel Gleitplatte Stahl Piastra guida in acciaio</p> <p>1041</p>	<p>VDI 3357</p> <p>Wear plate self-lubricating Gleitplatte Bronze mit Festschmierstoff Piastra guida autolubrificante</p> <p>1042</p>	<p>VDI 3357</p> <p>Wear plate steel Gleitplatte Stahl Piastra guida in acciaio</p> <p>1044</p>
<p>E40.14</p> 	<p>E40.15</p> 	<p>E40.16</p> 	<p>E40.18</p> 	<p>E40.20</p> 
<p>AFNOR</p> <p>Wear plate self-lubricating Gleitplatte Bronze mit Festschmierstoff Piastra guida autolubrificante</p> <p>1046</p>	<p>AFNOR</p> <p>Wear plate steel Gleitplatte Stahl Piastra guida in acciaio</p> <p>1048</p>	<p>AFNOR</p> <p>Wear plate steel Gleitplatte Stahl Piastra guida in acciaio</p> <p>1050</p>	<p>VDI 3357</p> <p>Wear plate self-lubricating Gleitplatte Bronze mit Festschmierstoff Piastra guida autolubrificante</p> <p>1052</p>	<p>FCA</p> <p>Distance plate for wear plate Höhenausgleich für Gleitplatte Distanziale per piastra</p> <p>1054</p>
<p>E40.21</p> 	<p>E40.22</p> 	<p>E40.30</p> 	<p>E40.35</p> 	<p>E40.40</p> 
<p>VDI 3357</p> <p>Distance plate for wear plate Höhenausgleich für Gleitplatte Distanziale per piastra</p> <p>1056</p>	<p>Distance plate for "V" driver Höhenausgleich für Prismenführung Distanziale per guida a "V"</p> <p>1058</p>	<p>Wear plate steel Deckleiste Stahl Piastra guida in acciaio</p> <p>1060</p>	<p>Wear plate self-lubricating Gleitplatte Stahl mit Festschmierstoff Piastra guida autolubrificante</p> <p>1062</p>	<p>Wear plate self-lubricating Gleitplatte Bronze mit Festschmierstoff Piastra guida autolubrificante</p> <p>1064</p>

<p>E40.42</p> 	<p>E41.10</p> 	<p>E41.11</p> 	<p>E42.10</p> 	<p>E42.11</p> 
<p>VW-AUDI</p>	<p>FCA</p>	<p>VDI 3357</p>	<p>FCA</p>	<p>FCA</p>
<p>Wear plate Deckleiste Schieberführung Piastra guida</p>	<p>Angular guide self-lubricating Winkelleiste Bronze mit Festschmierstoff Piastra angolare autolubrificante</p>	<p>Angular guide self-lubricating Winkelleiste Bronze mit Festschmierstoff Piastra angolare autolubrificante</p>	<p>Guide bar self-lubricating Führungsleiste Bronze mit Festschmierstoff Lardone autolubrificante</p>	<p>Guide bar steel Führungsleiste Stahl Lardone in acciaio</p>
<p>1066</p>	<p>1068</p>	<p>1070</p>	<p>1072</p>	<p>1073</p>
<p>E42.12</p> 	<p>E42.13</p> 	<p>E42.15</p> 	<p>E43.12</p> 	<p>E43.13</p> 
<p>VDI 3357</p>	<p>VDI 3357</p>	<p>VDI 3357</p>	<p>VDI 3357</p>	<p>VDI 3357</p>
<p>Guide bar self-lubricating Führungsleiste Bronze mit Festschmierstoff Lardone autolubrificante</p>	<p>Guide bar self-lubricating Führungslaste Stahl mit Festschmierstoff Lardone in acciaio autolubrificante</p>	<p>Guide bar self-lubricating Führungsleiste Bronze mit Festschmierstoff Lardone autolubrificante</p>	<p>"V" driver steel Prismenführung Guida a "V" in acciaio</p>	<p>"V" driver self-lubricating Prismenführung Bronze mit Festschmierstoff Guida a "V" autolubrificante</p>
<p>1074</p>	<p>1076</p>	<p>1078</p>	<p>1079</p>	<p>1080</p>
<p>E43.20</p> 	<p>E43.21</p> 	<p>E43.25</p> 	<p>E43.26</p> 	<p>E43.27</p> 
<p>"V" driver steel Prismenführung Guida a "V" in acciaio</p>	<p>"V" driver self-lubricating Prismenführung Bronze mit Festschmierstoff Guida a "V" autolubrificante</p>	<p>"V" driver set Prismenführungsgruppe Set di guide a "V"</p>	<p>"V" driver set Prismenführungsgruppe Set di guide a "V"</p>	<p>Positive return Zwangsrückholer Gancio</p>
<p>1081</p>	<p>1082</p>	<p>1083</p>	<p>1084</p>	<p>1085</p>
<p>E43.30</p> 	<p>E43.31</p> 	<p>E44.10</p> 	<p>E44.11</p> 	<p>E44.12</p> 
<p>"V" driver self-lubricating Prismenführung Bronze mit Festschmierstoff Guida a "V" autolubrificante</p>	<p>"V" driver steel Prismenführung Guida a "V" in acciaio</p>	<p>GM Cam dwell wear plate self-lubricating Überlaufkeile Bronze mit Festschmierstoff Cuneo autolubrificante</p>	<p>GM Cam dwell wear plate steel Überlaufkeile Stahl Cuneo in acciaio</p>	<p>VDI 3357 Cam dwell wear plate self-lubricating Überlaufkeile Bronze mit Festschmierstoff Cuneo autolubrificante</p>
<p>1086</p>	<p>1087</p>	<p>1088</p>	<p>1090</p>	<p>1092</p>

<p>E44.13</p> 	<p>E45.10</p> 	<p>E45.10W</p> 	<p>E45.11</p> 	<p>E45.12</p> 
<p>VDI 3357</p>	<p>DIN 9833</p>	<p>DIN 9833</p>	<p>NAAMS</p>	<p>AFNOR</p>
<p>Cam dwell wear plate steel Überlaufkeile Stahl Cuneo in acciaio</p>	<p>Guide post Führungssäule Colonna</p>	<p>Guide post Führungssäule Colonna</p>	<p>Guide post Führungssäule Colonna</p>	<p>Guide post Führungssäule Colonna</p>
<p>1094</p>	<p>1096</p>	<p>1098</p>	<p>1100</p>	<p>1102</p>
<p>E45.30</p> 	<p>E45.31</p> 	<p>E46.10</p> 	<p>E46.11</p> 	<p>E46.12</p> 
<p>Guide post endwise bolt type Führungssäule zum Anschrauben Colonna da avvitare</p>	<p>Guide post with collar Führungssäule mit Bund Colonna con collare</p>	<p>Bush self-lubricating Führungsbuchse Boccola autolubrificante</p>	<p>Bush self-lubricating Führungsbuchse Boccola autolubrificante</p>	<p>Bush self-lubricating Führungsbuchse Boccola autolubrificante</p>
<p>1104</p>	<p>1106</p>	<p>1108</p>	<p>1110</p>	<p>1112</p>
<p>E46.20</p> 	<p>E46.21</p> 	<p>E46.22</p> 	<p>E46.30</p> 	<p>E46.31</p> 
<p>Bush self-lubricating Führungsbuchse Boccola autolubrificante</p>	<p>Bush self-lubricating Führungsbuchse Boccola autolubrificante</p>	<p>Bush self-lubricating Führungsbuchse Boccola autolubrificante</p>	<p>Bush bronzeplated Führungsbuchse mit Bund bronzeplattiert Boccola con riporto in bronzo</p>	<p>Bush bronzeplated Führungsbuchse mit Bund bronzeplattiert Boccola con riporto in bronzo</p>
<p>1114</p>	<p>1116</p>	<p>1118</p>	<p>1120</p>	<p>1122</p>
<p>E46.32</p> 	<p>E47.09</p> 	<p>E47.10</p> 	<p>E47.11</p> 	<p>E47.12</p> 
<p>Bush bronzeplated Führungsbuchse mit Bund bronzeplattiert Boccola con riporto in bronzo</p>	<p>Toe clamp Haltestück Ritegno per boccola</p>	<p>Toe clamp for bush self-lubricating Haltestück für Buchse Ritegno per boccola autolubrificante</p>	<p>Toe clamp for bush self-lubricating Haltestück für Buchse Ritegno per boccola autolubrificante</p>	<p>Toe clamp for bush self-lubricating Haltestück für Buchse Ritegno per boccola autolubrificante</p>
<p>1124</p>	<p>1126</p>	<p>1127</p>	<p>1128</p>	<p>1129</p>

<p>E47.13</p> 	<p>E47.14</p> 	<p>E47.15</p> 	<p>E47.30</p> 	<p>E47.31</p> 
<p>AFNOR</p>	<p>AFNOR</p>			
<p>Guide post retainer Haltestück für Führungssäule Ritegno per colonna guida</p>	<p>Guide post retainer ring Haltering für Führungssäule Anello di tenuta per colonna guida</p>	<p>Retainer Sicherungsplatte Piastrina</p>	<p>Toe Clamp Haltestück Ritegno</p>	<p>Retaining disc Haltescheibe Disco di fissaggio</p>
<p>1130</p>	<p>1131</p>	<p>1132</p>	<p>1133</p>	<p>1134</p>
<p>E50 SINT300® PRODUCTS</p>	<p>E50.06</p> 	<p>E50.12</p> 	<p>E50.42</p> 	<p>E50.50</p> 
	<p>VDI 3357</p>	<p>VDI 3357</p>		
	<p>Sintered steel wear plate Gleitplatte Stahl mit Sintergleitfläche Piastra guida in acciaio sinterizzato</p>	<p>Sintered steel wear plate Gleitplatte Stahl mit Sintergleitfläche Piastra guida in acciaio sinterizzato</p>	<p>Sintered steel wear plate Gleitplatte Stahl mit Sintergleitfläche Piastra guida in acciaio sinterizzato</p>	<p>Sintered steel wear plate Gleitplatte Stahl mit Sintergleitfläche Piastra guida in acciaio sinterizzato</p>
	<p>1136</p>	<p>1138</p>	<p>1140</p>	<p>1142</p>
<p>E50.55</p> 	<p>E53.13</p> 	<p>E53.21</p> 		
<p>Sintered steel wear plate Gleitplatte Stahl mit Sintergleitfläche Piastra guida in acciaio sinterizzato</p>	<p>Sintered "V" driver Prismenführung Stahl mit Sintergleitfläche Guida a "V" in acciaio sinterizzato</p>	<p>Sintered "V" driver Prismenführung Stahl mit Sintergleitfläche Guida a "V" in acciaio sinterizzato</p>		
<p>1143</p>	<p>1144</p>	<p>1146</p>		

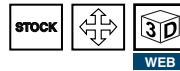
WEAR PLATE SELF-LUBRICATING
GLEITPLATTE BRONZE MIT FESTSCHMIERSTOFF
PIASTRA GUIDA AUTOLUBRIFICANTE



WEAR PLATE SELF-LUBRICATING
GLEITPLATTE BRONZE MIT FESTSCHMIERSTOFF
PIASTRA GUIDA AUTOLUBRIFICANTE

Notes

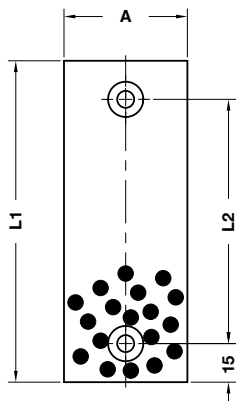
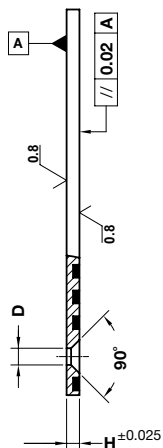
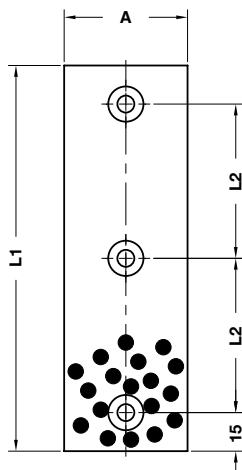
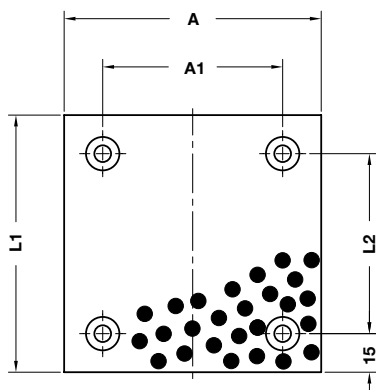
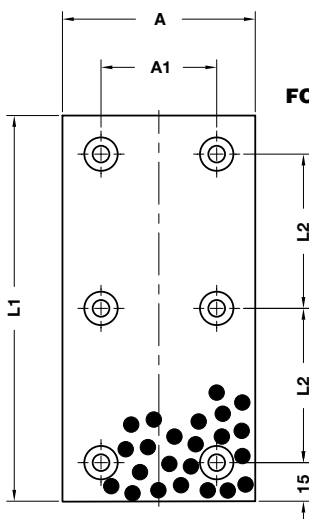
Material: Bronze + Graphite
HB > 190



ORDER EXAMPLE	Art.	A=30	H= 4	L1=305
	E40.02.	030	04	0305

OMCR CODE	A	H	L1		
			305	605	1005
E40.02.02004	20	4	•		
E40.02.02505	25	5	•		
E40.02.03004	30	4	•		
E40.02.03006	30	6	•	•	
E40.02.03008	30	8	•	•	
E40.02.03010	30	10	•	•	•
E40.02.03012	30	12	•	•	•
E40.02.03510	35	10	•	•	•
E40.02.04005	40	5	•	•	
E40.02.04006	40	6	•	•	
E40.02.04008	40	8	•	•	•
E40.02.04010	40	10	•	•	•
E40.02.04012	40	12		•	•
E40.02.04016	40	16		•	•
E40.02.05010	50	10	•	•	•
E40.02.05012	50	12		•	•
E40.02.05020	50	20		•	•
E40.02.06012	60	12		•	•
E40.02.06016	60	16		•	•
E40.02.08010	80	10	•		•
E40.02.08012	80	12		•	•
E40.02.08016	80	16		•	•
E40.02.08020	80	20		•	•
E40.02.08025	80	25		•	•
E40.02.10016	100	16		•	•
E40.02.10020	100	20		•	•
E40.02.10025	100	25		•	•
E40.02.12520	125	20		•	•
E40.02.12525	125	25		•	•
E40.02.16025	160	25		•	•

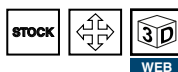

WEAR PLATE SELF-LUBRICATING
GLEITPLATTE BRONZE MIT FESTSCHMIERSTOFF
PIASTRA GUIDA AUTOLUBRIFICANTE

FORM A**FORM B****FORM C****FORM D**

WEAR PLATE SELF-LUBRICATING
GLEITPLATTE BRONZE MIT FESTSCHMIERSTOFF
PIASTRA GUIDA AUTOLUBRIFICANTE

Notes

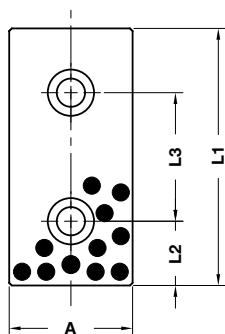
Material: Bronze + Graphite
HB > 190



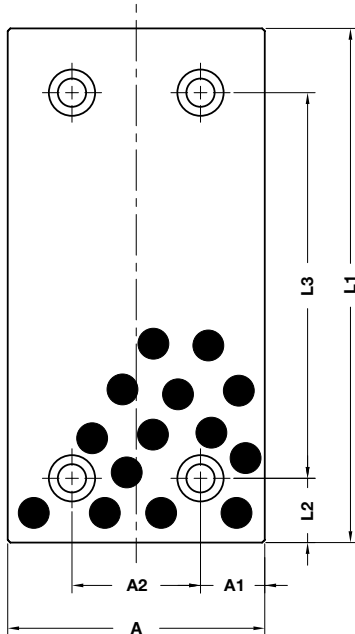
ORDER EXAMPLE	Art.	A=48	H=5	L1=75
	E40.04.	048	05	075

OMCR CODE	A	H	A1	L1	L2	D	Form
E40.04.01805050	18	5	-	50	20	6,5	A
E40.04.01805075	18	5	-	75	45	6,5	A
E40.04.01805100	18	5	-	100	70	6,5	A
E40.04.01805150	18	5	-	150	60	6,5	B
E40.04.02805050	28	5	-	50	20	9	A
E40.04.02805075	28	5	-	75	45	9	A
E40.04.02805100	28	5	-	100	70	9	A
E40.04.02805150	28	5	-	150	60	9	B
E40.04.02805180	28	5	-	180	75	9	B
E40.04.03805050	38	5	-	50	20	9	A
E40.04.03805075	38	5	-	75	45	9	A
E40.04.03805100	38	5	-	100	70	9	A
E40.04.03805150	38	5	-	150	60	9	B
E40.04.04805075	48	5	-	75	45	9	A
E40.04.04805100	48	5	-	100	70	9	A
E40.04.04805125	48	5	-	125	95	9	A
E40.04.04805150	48	5	-	150	60	9	B
E40.04.07505075	75	5	45	75	45	9	C
E40.04.07505100	75	5	45	100	70	9	C
E40.04.07505125	75	5	45	125	95	9	C
E40.04.07505150	75	5	45	150	60	9	D
E40.04.10005100	100	5	70	100	70	9	C
E40.04.10005125	100	5	70	125	95	9	C
E40.04.10005150	100	5	70	150	60	9	D

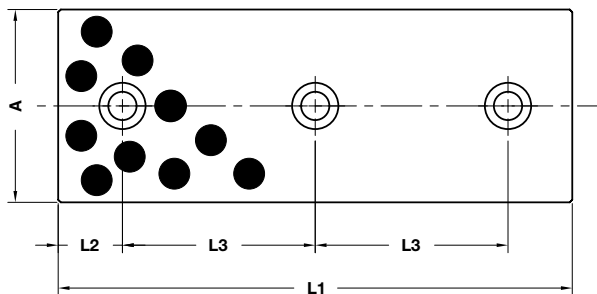
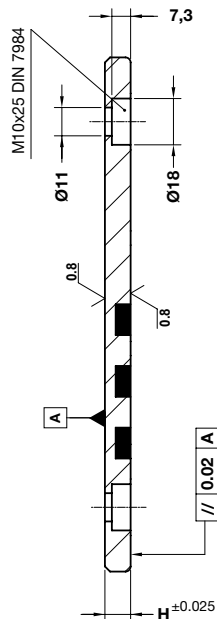
**WEAR PLATE SELF-LUBRICATING
FLACHLEISTE BRONZE MIT FESTSCHMIERSTOFF
PIASTRA GUIDA AUTOLUBRIFICANTE**



FORM A



FORM B



FORM C

WEAR PLATE SELF-LUBRICATING FLACHLEISTE BRONZE MIT FESTSCHMIERSTOFF PIASTRA GUIDA AUTOLUBRIFICANTE

Notes

Material: Bronze + Graphite
HB > 190




For A=28 and 38



From A=48 to A=150



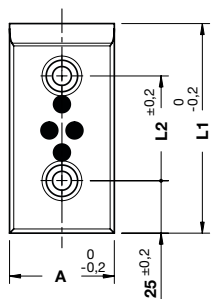
WEB



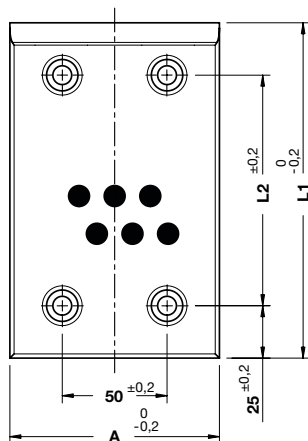
ORDER EXAMPLE	Art.	A=48	H=10	L1=100
	E40.05.	048	10	100

OMCR CODE	A	A1	A2	L1	L2	L3	H	Form
E40.05.02810075	28	-	-	75	15	45	10	A
E40.05.02810100	28	-	-	100	25	50	10	A
E40.05.02810125	28	-	-	125	25	75	10	A
E40.05.02810150	28	-	-	150	25	100	10	A
E40.05.03810075	38	-	-	75	15	45	10	A
E40.05.03810100	38	-	-	100	25	50	10	A
E40.05.03810125	38	-	-	125	25	75	10	A
E40.05.03810150	38	-	-	150	25	100	10	A
E40.05.04810075	48	-	-	75	15	45	10	A
E40.05.04810100	48	-	-	100	25	50	10	A
E40.05.04810125	48	-	-	125	25	75	10	A
E40.05.04810150	48	-	-	150	25	100	10	A
E40.05.04810200	48	-	-	200	50	100	10	A
E40.05.05810075	58	-	-	75	15	45	10	A
E40.05.05810100	58	-	-	100	25	50	10	A
E40.05.05810125	58	-	-	125	25	75	10	A
E40.05.05810150	58	-	-	150	25	100	10	A
E40.05.05810200	58	-	-	200	50	100	10	A
E40.05.07510075	75	-	-	75	15	45	10	A
E40.05.07510100	75	-	-	100	25	50	10	A
E40.05.07510125	75	-	-	125	25	75	10	A
E40.05.07510150	75	-	-	150	25	100	10	A
E40.05.07510200	75	-	-	200	25	75	10	C
E40.05.10010100	100	25	50	100	25	50	10	B
E40.05.10010125	100	25	50	125	25	75	10	B
E40.05.10010150	100	25	50	150	25	100	10	B
E40.05.10010200	100	25	50	200	25	150	10	B
E40.05.10010250	100	25	50	250	25	200	10	B
E40.05.12510150	125	37,5	50	150	25	100	10	B
E40.05.12510200	125	37,5	50	200	25	150	10	B
E40.05.12510250	125	37,5	50	250	25	200	10	B
E40.05.15010150	150	25	100	150	25	100	10	B
E40.05.15010200	150	25	100	200	25	150	10	B

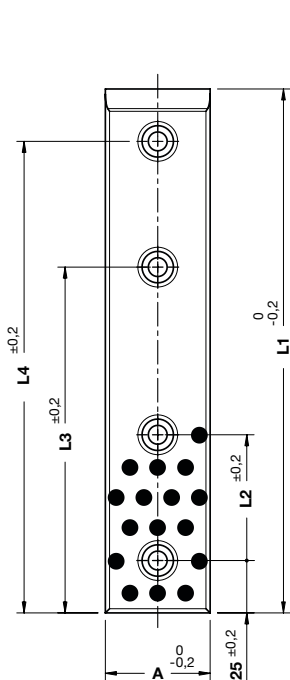
WEAR PLATE SELF-LUBRICATING VDI 3357
GLEITPLATTE BRONZE MIT FESTSCHMIERSTOFF VDI 3357
PIASTRA GUIDA AUTOLUBRIFICANTE VDI 3357



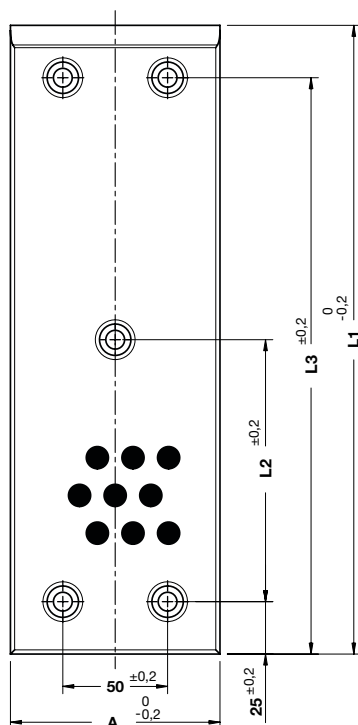
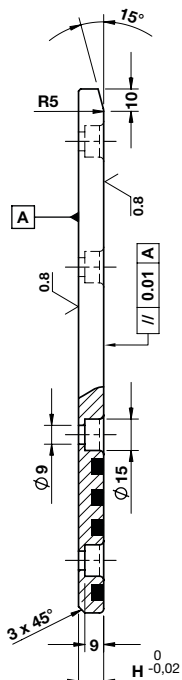
FORM A



FORM B



FORM C

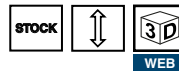


FORM D

WEAR PLATE SELF-LUBRICATING VDI 3357
GLEITPLATTE BRONZE MIT FESTSCHMIERSTOFF VDI 3357
PIASTRA GUIDA AUTOLUBRIFICANTE VDI 3357

Notes

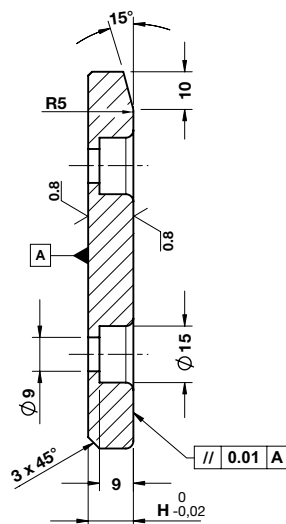
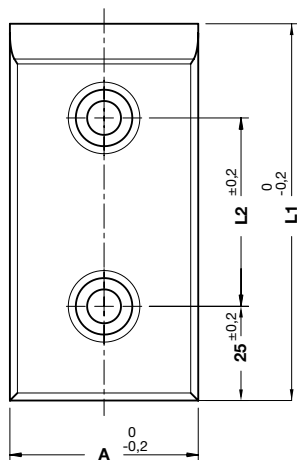
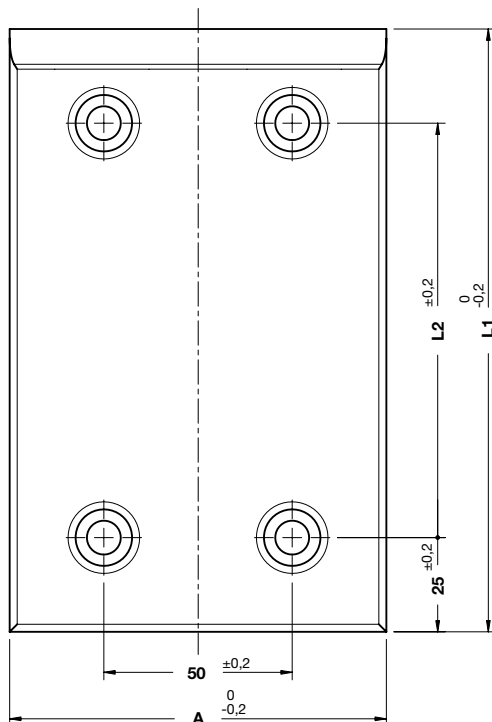
Material: Bronze + Graphite
HB > 190



Art.	A=50	H=12	L1=80
E40.06.	050	12	080

OMCR CODE	A	H	L1	L2	L3	L4	FORM
E40.06.03012080	30	12	80	30	-	-	A
E40.06.03012100	30	12	100	50	-	-	A
E40.06.03012125	30	12	125	75	-	-	A
E40.06.03012160	30	12	160	110	-	-	A
E40.06.03012200	30	12	200	150	-	-	A
E40.06.04012080	40	12	80	30	-	-	A
E40.06.04012100	40	12	100	50	-	-	A
E40.06.04012125	40	12	125	75	-	-	A
E40.06.04012160	40	12	160	110	-	-	A
E40.06.04012200	40	12	200	150	-	-	A
E40.06.05012080	50	12	80	30	-	-	A
E40.06.05012100	50	12	100	50	-	-	A
E40.06.05012125	50	12	125	75	-	-	A
E40.06.05012160	50	12	160	110	-	-	A
E40.06.05012200	50	12	200	150	-	-	A
E40.06.05012250	50	12	250	60	165	225	C
E40.06.05012300	50	12	300	80	195	275	C
E40.06.05012350	50	12	350	100	225	325	C
E40.06.05012400	50	12	400	120	255	375	C
E40.06.06012080	60	12	80	30	-	-	A
E40.06.06012100	60	12	100	50	-	-	A
E40.06.06012125	60	12	125	75	-	-	A
E40.06.06012160	60	12	160	110	-	-	A
E40.06.06012200	60	12	200	150	-	-	A
E40.06.08012080	80	12	80	30	-	-	A
E40.06.08012100	80	12	100	50	-	-	A
E40.06.08012125	80	12	125	75	-	-	A
E40.06.08012160	80	12	160	110	-	-	A
E40.06.08012200	80	12	200	150	-	-	A
E40.06.10012125	100	12	125	75	-	-	B
E40.06.10012160	100	12	160	110	-	-	B
E40.06.10012200	100	12	200	150	-	-	B
E40.06.10012250	100	12	250	200	-	-	B
E40.06.10012300	100	12	300	125	275	-	D

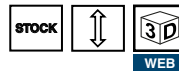
WEAR PLATE STEEL VDI 3357
GLEITPLATTE STAHL VDI 3357
PIASTRA GUIDA IN ACCIAIO VDI 3357

FORM A**FORM B**

WEAR PLATE STEEL VDI 3357
GLEITPLATTE STAHL VDI 3357
PIASTRA GUIDA IN ACCIAIO VDI 3357

Notes

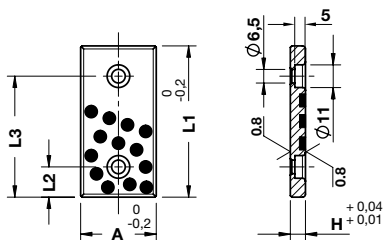
Material: 16MnCr5
HRC: 58÷60



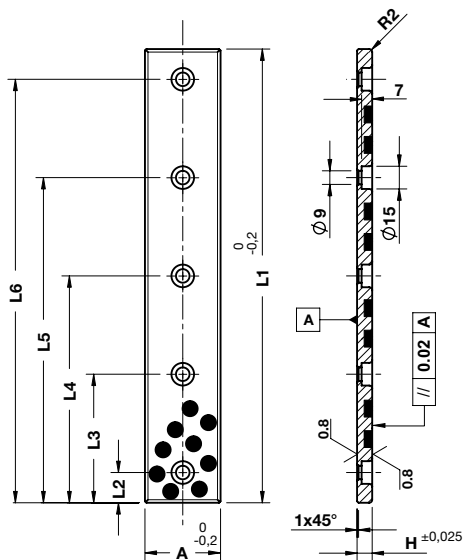
ORDER EXAMPLE	Art.	A=50	H=12	L1=100
	E40.07.	050	12	100

OMCR CODE	A	H	L1	L2	FORM
E40.07.03012080	30	12	80	30	A
E40.07.03012100	30	12	100	50	A
E40.07.03012125	30	12	125	75	A
E40.07.03012160	30	12	160	110	A
E40.07.03012200	30	12	200	150	A
E40.07.04012080	40	12	80	30	A
E40.07.04012100	40	12	100	50	A
E40.07.04012125	40	12	125	75	A
E40.07.04012160	40	12	160	110	A
E40.07.04012200	40	12	200	150	A
E40.07.05012080	50	12	80	30	A
E40.07.05012100	50	12	100	50	A
E40.07.05012125	50	12	125	75	A
E40.07.05012160	50	12	160	110	A
E40.07.05012180	50	12	180	130	A
E40.07.05012200	50	12	200	150	A
E40.07.06012080	60	12	80	30	A
E40.07.06012100	60	12	100	50	A
E40.07.06012125	60	12	125	75	A
E40.07.06012160	60	12	160	110	A
E40.07.06012180	60	12	180	130	A
E40.07.06012200	60	12	200	150	A
E40.07.08012080	80	12	80	30	A
E40.07.08012100	80	12	100	50	A
E40.07.08012125	80	12	125	75	A
E40.07.08012160	80	12	160	110	A
E40.07.08012200	80	12	200	150	A
E40.07.10012125	100	12	125	75	B
E40.07.10012160	100	12	160	110	B
E40.07.10012200	100	12	200	150	B
E40.07.10012225	100	12	225	175	B
E40.07.10012250	100	12	250	200	B

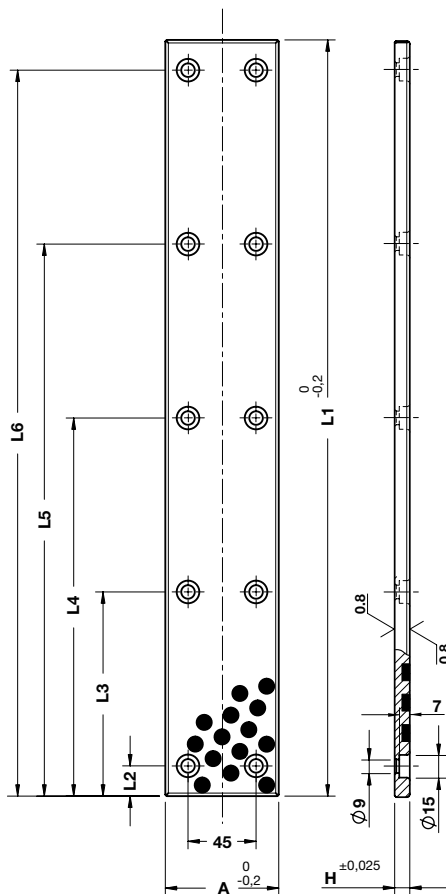
WEAR PLATE SELF-LUBRICATING
GLEITPLATTE BRONZE MIT FESTSCHMIERSTOFF
PIASTRA GUIDA AUTOLUBRIFICANTE



FORM A



FORM B

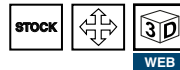


FORM C

WEAR PLATE SELF-LUBRICATING GLEITPLATTE BRONZE MIT FESTSCHMIERSTOFF PIASTRA GUIDA AUTOLUBRIFICANTE

Notes

Material: Bronze + Graphite
HB > 190



	Art.	A=18	H=10	L1=100
	E40.08.	018	10	100

OMCR CODE	A	H	L1	L2	L3	L4	L5	L6	FORM
E40.08.01810075	18	10	75	15	60	-	-	-	A
E40.08.01810100	18	10	100	25	75	-	-	-	A
E40.08.01810125	18	10	125	25	100	-	-	-	A
E40.08.01810150	18	10	150	25	125	-	-	-	A
E40.08.02810075	28	10	75	15	60	-	-	-	A
E40.08.02810100	28	10	100	25	75	-	-	-	A
E40.08.02810125	28	10	125	25	100	-	-	-	A
E40.08.02810150	28	10	150	25	125	-	-	-	A
E40.08.03510100	35	10	100	20	80	-	-	-	B
E40.08.03510150	35	10	150	20	75	130	-	-	B
E40.08.03510200	35	10	200	20	75	125	180	-	B
E40.08.03510250	35	10	250	20	90	160	230	-	B
E40.08.03510300	35	10	300	20	85	150	215	280	B
E40.08.03510350	35	10	350	20	100	175	250	330	B
E40.08.03810075	38	10	75	15	60	-	-	-	A
E40.08.03810100	38	10	100	25	75	-	-	-	A
E40.08.03810125	38	10	125	25	100	-	-	-	A
E40.08.03810150	38	10	150	25	125	-	-	-	A
E40.08.04810075	48	10	75	15	60	-	-	-	A
E40.08.04810100	48	10	100	25	75	-	-	-	A
E40.08.04810125	48	10	125	25	100	-	-	-	A
E40.08.04810150	48	10	150	25	125	-	-	-	A
E40.08.05010100	50	10	100	20	80	-	-	-	B
E40.08.05010150	50	10	150	20	75	130	-	-	B
E40.08.05010200	50	10	200	20	75	125	180	-	B
E40.08.05010250	50	10	250	20	90	160	230	-	B
E40.08.05010300	50	10	300	20	85	150	215	280	B
E40.08.05010350	50	10	350	20	100	175	250	330	B
E40.08.05010400	50	10	400	20	110	200	290	380	B
E40.08.07510150	75	10	150	20	130	-	-	-	C
E40.08.07510200	75	10	200	20	100	180	-	-	C
E40.08.07510250	75	10	250	20	125	230	-	-	C
E40.08.07510300	75	10	300	20	105	195	280	-	C
E40.08.07510400	75	10	400	20	140	260	380	-	C
E40.08.07510500	75	10	500	20	135	250	365	480	C

WEAR PLATE SELF-LUBRICATING GLEITPLATTE BRONZE MIT FESTSCHMIERSTOFF PIASTRA GUIDA AUTOLUBRIFICANTE

Notes

Material: Bronze + Graphite
HB > 190

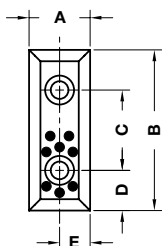
STOCK



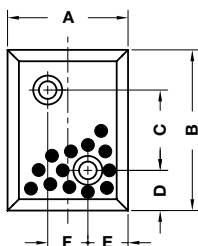
Only for "FORM A"



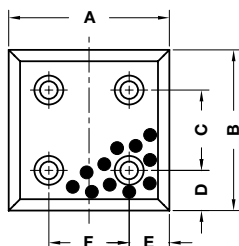
WEB



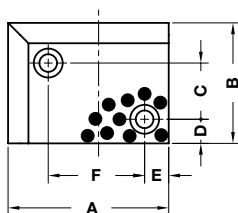
FORM A



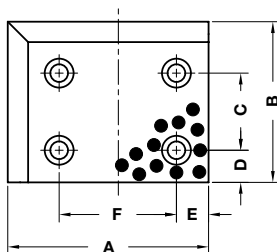
FORM B



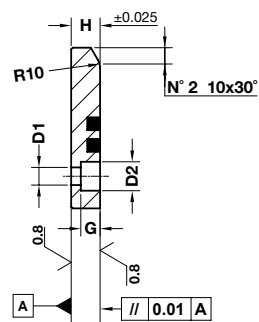
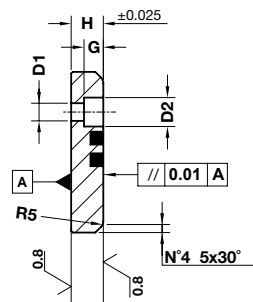
FORM C



FORM D



FORM E



ORDER
EXAMPLE

Art.	A=75	H=20	B=100
E40.10.	075	20	100

OMCR CODE	A	B	C	D	D1	D2	E	F	G	H	Form
E40.10.03820100	38	100	50	25	11	18	19	-	12	20	A
E40.10.03820150	38	150	100	25	11	18	19	-	12	20	A
E40.10.07520100	75	100	50	25	11	18	25	25	12	20	B
E40.10.07520150	75	150	100	25	11	18	37,5	-	12	20	A
E40.10.10020100	100	100	50	25	11	18	25	50	12	20	C
E40.10.10020150	100	150	100	25	11	18	25	50	12	20	C
E40.10.10018075	100	75	35	15	11	18	15	60	12	18	D
E40.10.12525100	125	100	48	20	13	20	20	73	14	25	E
E40.10.15025125	150	125	68	25	13	20	25	93	14	25	E

WEAR PLATE STEEL GLEITPLATTE STAHL PIASTRA GUIDA IN ACCIAIO

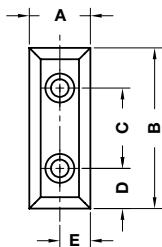
Notes

Material: 16MnCr5
HRC: 58÷60

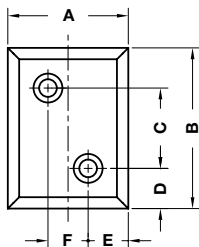
STOCK



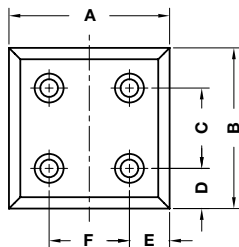
WEB



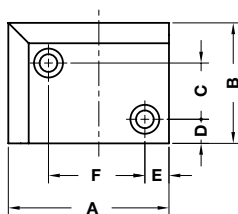
FORM A



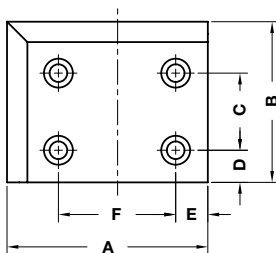
FORM B



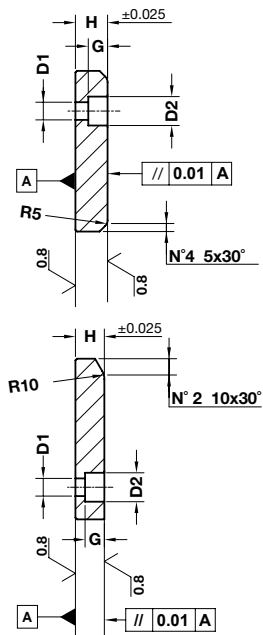
FORM C



FORM D



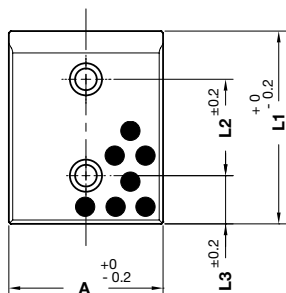
FORM E



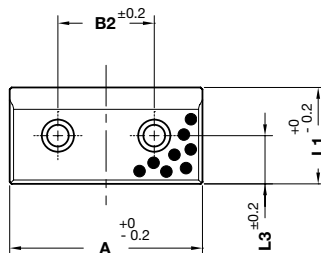
Art.	A=75	H=20	B=100
E40.11.	075	20	100

OMCR CODE	A	B	C	D	D1	D2	E	F	G	H	Form
E40.11.03820100	38	100	50	25	11	18	19	-	12	20	A
E40.11.03820150	38	150	100	25	11	18	19	-	12	20	A
E40.11.07520100	75	100	50	25	11	18	25	25	12	20	B
E40.11.07520150	75	150	100	25	11	18	37,5	-	12	20	A
E40.11.10020100	100	100	50	25	11	18	25	50	12	20	C
E40.11.10020150	100	150	100	25	11	18	25	50	12	20	C
E40.11.10018075	100	75	35	15	11	18	15	60	12	18	D
E40.11.12525100	125	100	48	20	13	20	20	73	14	25	E
E40.11.15025125	150	125	68	25	13	20	25	93	14	25	E

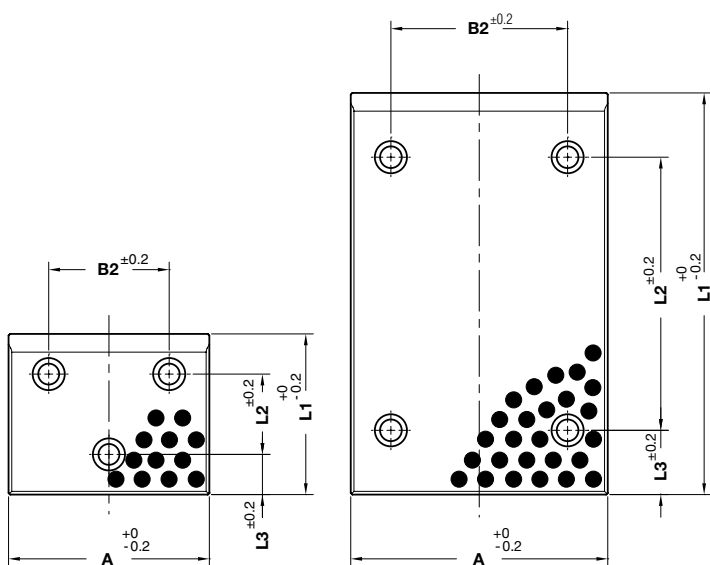
WEAR PLATE SELF-LUBRICATING VDI 3357
GLEITPLATTE BRONZE MIT FESTSCHMIERSTOFF VDI 3357
PIASTRA GUIDA AUTOLUBRIFICANTE VDI 3357



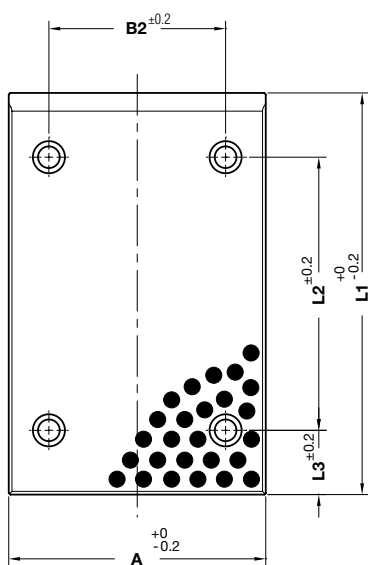
FORM A



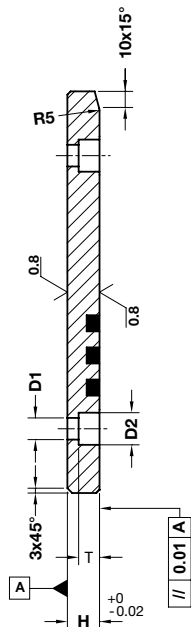
FORM B



FORM C



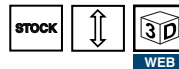
FORM D



WEAR PLATE SELF-LUBRICATING VDI 3357
GLEITPLATTE BRONZE MIT FESTSCHMIERSTOFF VDI 3357
PIASTRA GUIDA AUTOLUBRIFICANTE VDI 3357

Notes

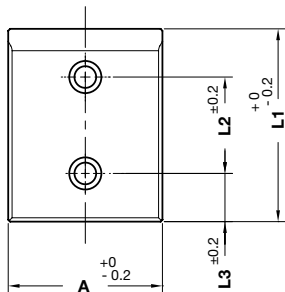
Material: Bronze + Graphite
HB > 190



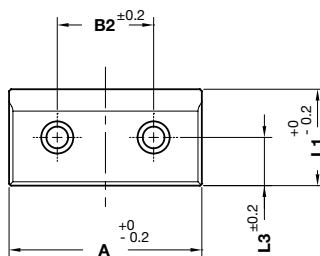
ORDER EXAMPLE	Art.	A=125	H=20	L1=50
	E40.12.	125	20	050

OMCR CODE	A	H	L1	B2	L2	L3	D1	D2	T	Form
E40.12.05020080	50	20	80	-	30	25	9	15	9	A
E40.12.05020100	50	20	100	-	50	25	13,5	20	13	A
E40.12.05020125	50	20	125	-	75	25	13,5	20	13	A
E40.12.05020160	50	20	160	-	110	25	13,5	20	13	A
E40.12.05020200	50	20	200	-	150	25	13,5	20	13	A
E40.12.08020050	80	20	50	30	-	25	9	15	9	B
E40.12.08020080	80	20	80	-	30	25	13,5	20	13	A
E40.12.08020100	80	20	100	-	50	25	13,5	20	13	A
E40.12.08020125	80	20	125	-	75	25	13,5	20	13	A
E40.12.08020160	80	20	160	-	110	25	13,5	20	13	A
E40.12.08020200	80	20	200	-	150	25	13,5	20	13	A
E40.12.08020250	80	20	250	-	170	40	13,5	20	13	A
E40.12.10020050	100	20	50	50	-	25	13,5	20	13	B
E40.12.10020080	100	20	80	50	-	40	13,5	20	13	B
E40.12.10020100	100	20	100	-	50	25	13,5	20	13	A
E40.12.10020125	100	20	125	-	75	25	13,5	20	13	A
E40.12.10020160	100	20	160	-	110	25	13,5	20	13	A
E40.12.10020200	100	20	200	-	150	25	13,5	20	13	A
E40.12.10020250	100	20	250	-	170	40	13,5	20	13	A
E40.12.10020315	100	20	315	-	235	40	13,5	20	13	A
E40.12.12520050	125	20	50	75	-	25	13,5	20	13	B
E40.12.12520080	125	20	80	75	-	40	13,5	20	13	B
E40.12.12520100	125	20	100	75	50	25	13,5	20	13	C
E40.12.12520125	125	20	125	75	75	25	13,5	20	13	C
E40.12.12520160	125	20	160	75	110	25	13,5	20	13	C
E40.12.12520200	125	20	200	75	150	25	13,5	20	13	C
E40.12.12520250	125	20	250	75	170	40	13,5	20	13	C
E40.12.12520315	125	20	315	75	235	40	13,5	20	13	C
E40.12.16020050	160	20	50	110	-	25	13,5	20	13	B
E40.12.16020080	160	20	80	110	-	40	13,5	20	13	B
E40.12.16020100	160	20	100	110	50	25	13,5	20	13	C
E40.12.16020125	160	20	125	110	75	25	13,5	20	13	C
E40.12.16020160	160	20	160	110	110	25	13,5	20	13	C
E40.12.16020200	160	20	200	110	150	25	13,5	20	13	C
E40.12.16020250	160	20	250	110	170	40	13,5	20	13	D
E40.12.16020315	160	20	315	110	235	40	13,5	20	13	D

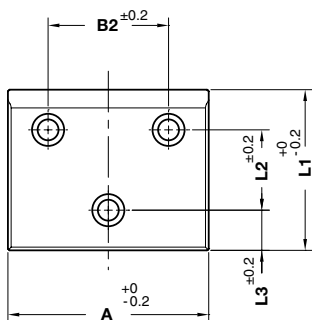
**WEAR PLATE STEEL VDI 3357
GLEITPLATTE STAHL VDI 3357
PIASTRA GUIDA IN ACCIAIO VDI 3357**



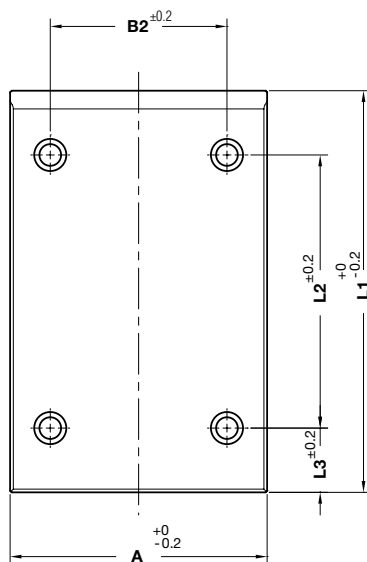
FORM A



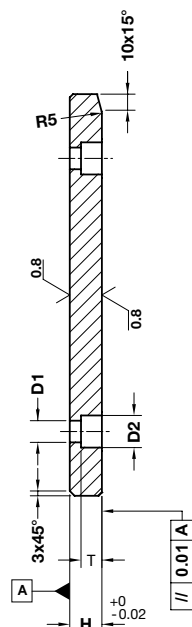
FORM B



FORM C



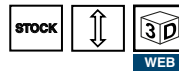
FORM D



WEAR PLATE STEEL VDI 3357
GLEITPLATTE STAHL VDI 3357
PIASTRA GUIDA IN ACCIAIO VDI 3357

Notes

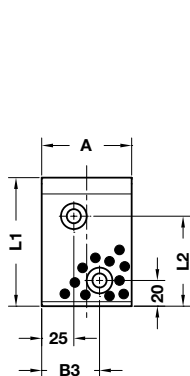
Material: 16MnCr5
HRC: 58÷60



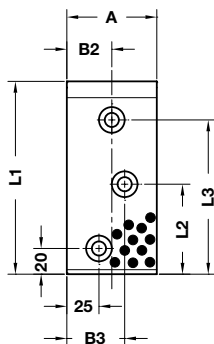
ORDER EXAMPLE	Art.	A=125	H=20	L1=50
	E40.13.	125	20	050

OMCR CODE	A	H	L1	B2	L2	L3	D1	D2	T	Form
E40.13.05020080	50	20	80	-	30	25	9	15	9	A
E40.13.05020100	50	20	100	-	50	25	13,5	20	13	A
E40.13.05020125	50	20	125	-	75	25	13,5	20	13	A
E40.13.05020160	50	20	160	-	110	25	13,5	20	13	A
E40.13.05020200	50	20	200	-	150	25	13,5	20	13	A
E40.13.08020050	80	20	50	30	-	25	9	15	9	B
E40.13.08020080	80	20	80	-	30	25	13,5	20	13	A
E40.13.08020100	80	20	100	-	50	25	13,5	20	13	A
E40.13.08020125	80	20	125	-	75	25	13,5	20	13	A
E40.13.08020160	80	20	160	-	110	25	13,5	20	13	A
E40.13.08020200	80	20	200	-	150	25	13,5	20	13	A
E40.13.08020250	80	20	250	-	170	40	13,5	20	13	A
E40.13.10020050	100	20	50	50	-	25	13,5	20	13	B
E40.13.10020080	100	20	80	50	-	40	13,5	20	13	B
E40.13.10020100	100	20	100	-	50	25	13,5	20	13	A
E40.13.10020125	100	20	125	-	75	25	13,5	20	13	A
E40.13.10020160	100	20	160	-	110	25	13,5	20	13	A
E40.13.10020200	100	20	200	-	150	25	13,5	20	13	A
E40.13.10020250	100	20	250	-	170	40	13,5	20	13	A
E40.13.10020315	100	20	315	-	235	40	13,5	20	13	A
E40.13.12520050	125	20	50	75	-	25	13,5	20	13	B
E40.13.12520080	125	20	80	75	-	40	13,5	20	13	B
E40.13.12520100	125	20	100	75	50	25	13,5	20	13	C
E40.13.12520125	125	20	125	75	75	25	13,5	20	13	C
E40.13.12520160	125	20	160	75	110	25	13,5	20	13	C
E40.13.12520200	125	20	200	75	150	25	13,5	20	13	C
E40.13.12520250	125	20	250	75	170	40	13,5	20	13	C
E40.13.12520315	125	20	315	75	235	40	13,5	20	13	C
E40.13.16020050	160	20	50	110	-	25	13,5	20	13	B
E40.13.16020080	160	20	80	110	-	40	13,5	20	13	B
E40.13.16020100	160	20	100	110	50	25	13,5	20	13	C
E40.13.16020125	160	20	125	110	75	25	13,5	20	13	C
E40.13.16020160	160	20	160	110	110	25	13,5	20	13	C
E40.13.16020200	160	20	200	110	150	25	13,5	20	13	C
E40.13.16020250	160	20	250	110	170	40	13,5	20	13	D
E40.13.16020315	160	20	315	110	235	40	13,5	20	13	D

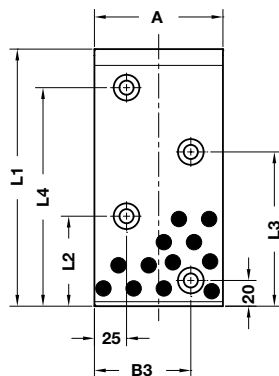
WEAR PLATE SELF-LUBRICATING AFNOR
GLEITPLATTE BRONZE MIT FESTSCHMIERSTOFF AFNOR
PIASTRA GUIDA AUTOLUBRIFICANTE AFNOR



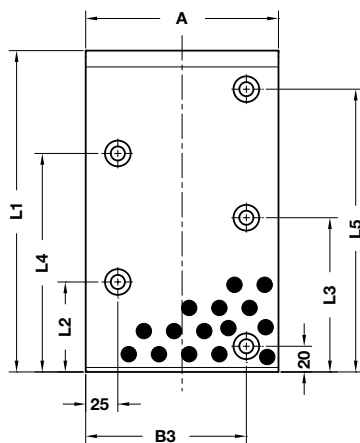
FORM A



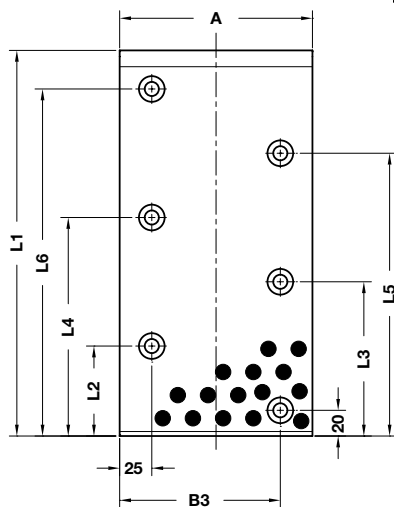
FORM B



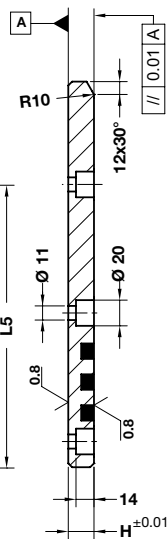
FORM C



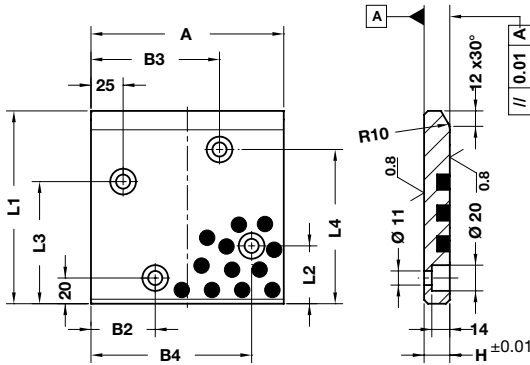
FORM E



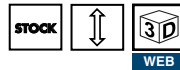

FORM F



WEAR PLATE SELF-LUBRICATING AFNOR
GLEITPLATTE BRONZE MIT FESTSCHMIERSTOFF AFNOR
PIASTRA GUIDA AUTOLUBRIFICANTE AFNOR

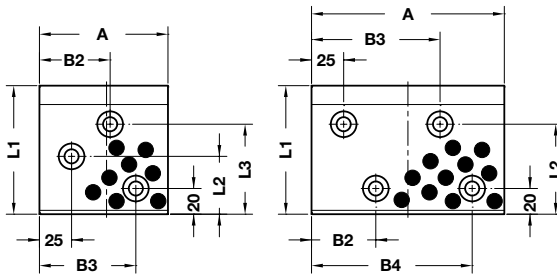


FORM D



Notes

Material: Bronze + Graphite
HB > 190



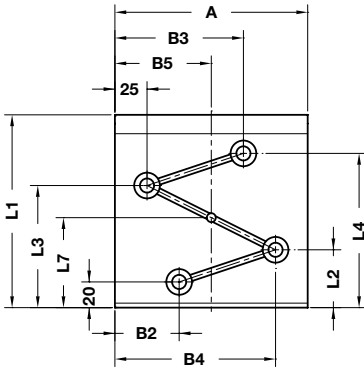
FORM G

FORM H

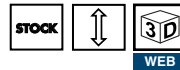

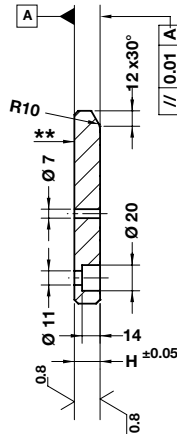
ORDER EXAMPLE	Art.	A=100	H=20	L1=150
	E40.14.	100	20	150

OMCR CODE	A	H	L1	B2	B3	B4	L2	L3	L4	L5	L6	Form
E40.14.07020100	70	20	100	-	45	-	70	-	-	-	-	A
E40.14.07020150	70	20	150	35	45	-	70	120	-	-	-	B
E40.14.07020200	70	20	200	-	45	-	70	120	170	-	-	C
E40.14.10020100	100	20	100	55	75	-	45	70	-	-	-	G
E40.14.10020150	100	20	150	-	75	-	45	95	120	-	-	D
E40.14.10020200	100	20	200	-	75	-	70	120	170	-	-	C
E40.14.10020250	100	20	250	-	75	-	70	120	170	220	-	E
E40.14.10020300	100	20	300	-	75	-	70	120	170	220	270	F
E40.14.15020100	150	20	100	50	100	125	70	-	-	-	-	H
E40.14.15020150	150	20	150	50	100	125	45	95	120	-	-	D
E40.14.15020200	150	20	200	-	125	-	70	120	170	-	-	C
E40.14.15020250	150	20	250	-	125	-	70	120	170	220	-	E
E40.14.15020300	150	20	300	-	125	-	70	120	170	220	270	F
E40.14.20020100	200	20	100	75	125	175	70	-	-	-	-	H

**WEAR PLATE STEEL AFNOR
GLEITPLATTE STAHL AFNOR
PIASTRA GUIDA IN ACCIAIO AFNOR**



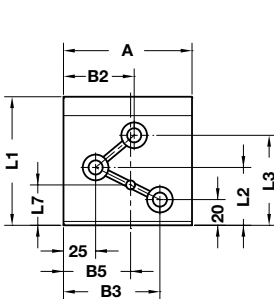
FORM D



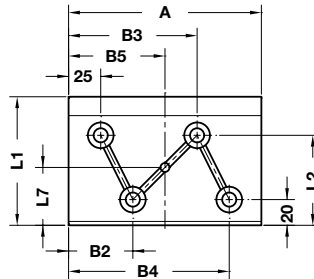
Notes

Material: 16MnCr5
HRC: 58-60

(* *) Not hardened surface



FORM G



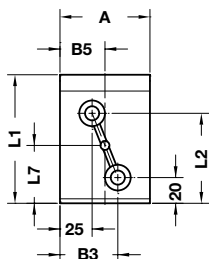
FORM H

ORDER EXAMPLE	Art.	A=100	H=21	L1=150
	E40.15.	100	21	150

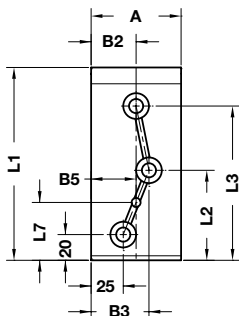
OMCR CODE	A	H	L1	B2	B3	B4	B5	L2	L3	L4	L5	L6	L7	Form
E40.15.07021100	70	21	100	-	45	-	35	70	-	-	-	-	45	A
E40.15.07021150	70	21	150	35	45	-	35	70	120	-	-	-	45	B
E40.15.07021200	70	21	200	-	45	-	35	70	120	170	-	-	95	C
E40.15.10021100	100	21	100	55	75	-	50	45	70	-	-	-	32,5	G
E40.15.10021150	100	21	150	-	75	-	50	45	95	120	-	-	70	D
E40.15.10021200	100	21	200	-	75	-	50	70	120	170	-	-	95	C
E40.15.10021250	100	21	250	-	75	-	50	70	120	170	220	-	145	E
E40.15.10021300	100	21	300	-	75	-	50	70	120	170	220	270	145	F
E40.15.15021100	150	21	100	50	100	125	75	70	-	-	-	-	45	H
E40.15.15021150	150	21	150	50	100	125	75	45	95	120	-	-	70	D
E40.15.15021200	150	21	200	-	125	-	75	70	120	170	-	-	95	C
E40.15.15021250	150	21	250	-	125	-	75	70	120	170	220	-	145	E
E40.15.15021300	150	21	300	-	125	-	75	70	120	170	220	270	145	F
E40.15.20021100	200	21	100	75	125	175	100	70	-	-	-	-	45	H

Sliding Elements

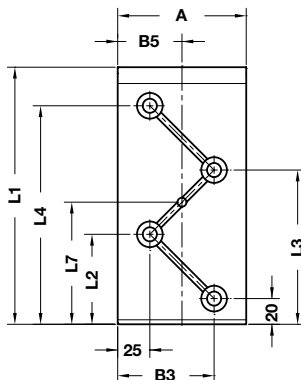
WEAR PLATE STEEL AFNOR
GLEITPLATTE STAHL AFNOR
PIASTRA GUIDA IN ACCIAIO AFNOR



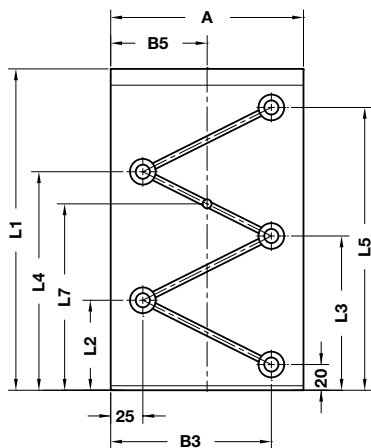
FORM A



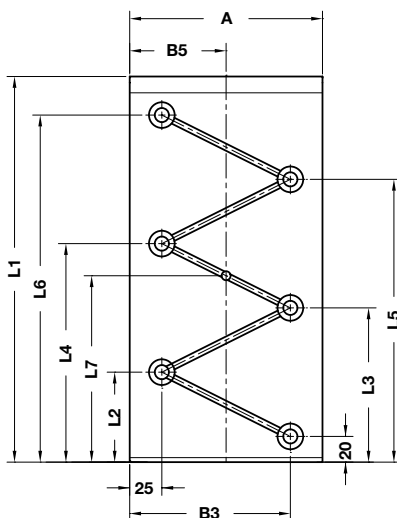
FORM B



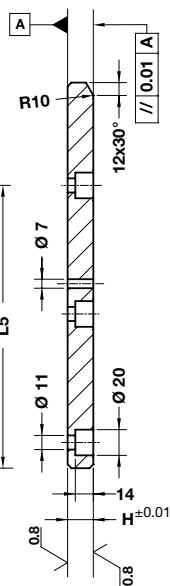
FORM C



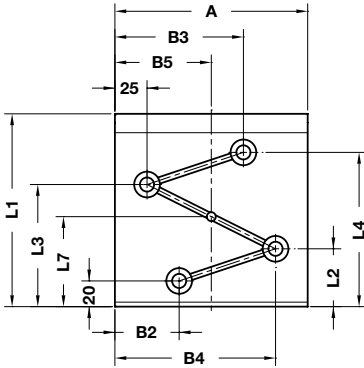
FORM E



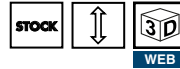

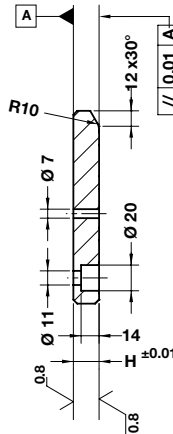
FORM F



**WEAR PLATE STEEL AFNOR
GLEITPLATTE STAHL AFNOR
PIASTRA GUIDA IN ACCIAIO AFNOR**

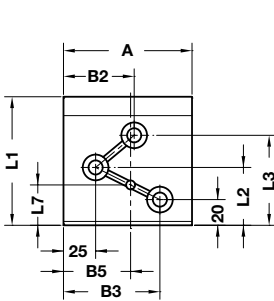


FORM D

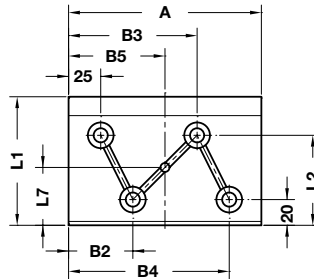


Notes

Material: 16MnCr5
HRC: 58-60



FORM G

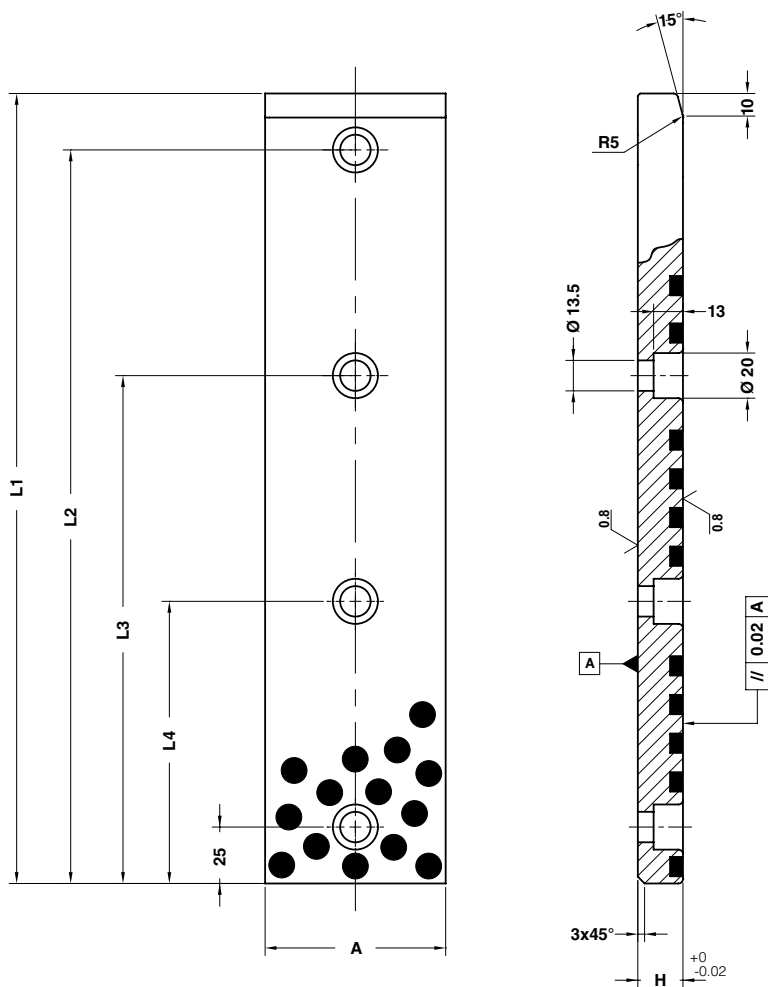


FORM H

ORDER EXAMPLE	Art.	A=100	H=20	L1=150
	E40.16.	100	20	150

OMCR CODE	A	H	L1	B2	B3	B4	B5	L2	L3	L4	L5	L6	L7	Form
E40.16.07020100	70	20	100	-	45	-	35	70	-	-	-	-	45	A
E40.16.07020150	70	20	150	35	45	-	35	70	120	-	-	-	45	B
E40.16.07020200	70	20	200	-	45	-	35	70	120	170	-	-	95	C
E40.16.10020100	100	20	100	55	75	-	50	45	70	-	-	-	32,5	G
E40.16.10020150	100	20	150	-	75	-	50	45	95	120	-	-	70	D
E40.16.10020200	100	20	200	-	75	-	50	70	120	170	-	-	95	C
E40.16.10020250	100	20	250	-	75	-	50	70	120	170	220	-	145	E
E40.16.10020300	100	20	300	-	75	-	50	70	120	170	220	270	145	F
E40.16.15020100	150	20	100	50	100	125	75	70	-	-	-	-	45	H
E40.16.15020150	150	20	150	50	100	125	75	45	95	120	-	-	70	D
E40.16.15020200	150	20	200	-	125	-	75	70	120	170	-	-	95	C
E40.16.15020250	150	20	250	-	125	-	75	70	120	170	220	-	145	E
E40.16.15020300	150	20	300	-	125	-	75	70	120	170	220	270	145	F
E40.16.20020100	200	20	100	75	125	175	100	70	-	-	-	-	45	H

WEAR PLATE SELF-LUBRICATING VDI 3357
GLEITPLATTE BRONZE MIT FESTSCHMIERSTOFF VDI 3357
PIASTRA GUIDA AUTOLUBRIFICANTE VDI 3357



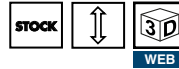

WEAR PLATE SELF-LUBRICATING VDI 3357 GLEITPLATTE BRONZE MIT FESTSCHMIERSTOFF VDI 3357 PIASTRA GUIDA AUTOLUBRIFICANTE VDI 3357

Notes

Material: Bronze + Graphite

HB > 190

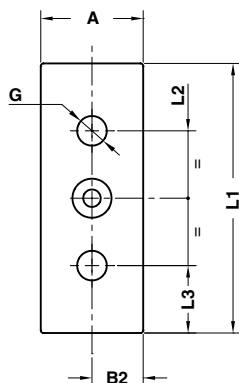
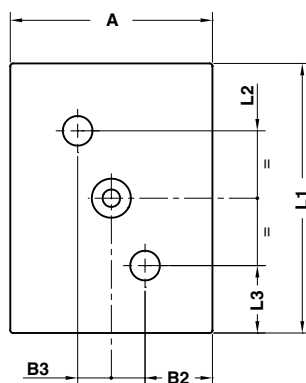
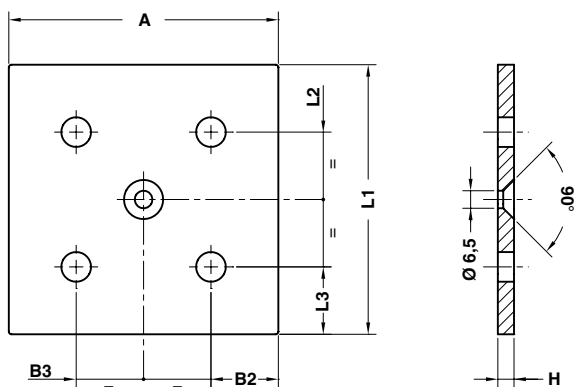
Screws not included



Art.	A=80	H=20	L1=300
E40.18.	080	20	300

OMCR CODE	A	L1	H	L2	L3	L4
E40.18.05020250	50	250	20	225	165	85
E40.18.05020300	50	300	20	275	195	105
E40.18.05020350	50	350	20	325	225	125
E40.18.05020400	50	400	20	375	255	145
E40.18.05020450	50	450	20	425	285	165
E40.18.05020500	50	500	20	475	325	175
E40.18.08020250	80	250	20	225	165	85
E40.18.08020300	80	300	20	275	195	105
E40.18.08020350	80	350	20	325	225	125
E40.18.08020400	80	400	20	375	255	145
E40.18.08020450	80	450	20	425	285	165
E40.18.08020500	80	500	20	475	325	175
E40.18.10020250	100	250	20	225	165	85
E40.18.10020300	100	300	20	275	195	105
E40.18.10020350	100	350	20	325	225	125
E40.18.10020400	100	400	20	375	255	145
E40.18.10020450	100	450	20	425	285	165
E40.18.10020500	100	500	20	475	325	175
E40.18.12520250	125	250	20	225	165	85
E40.18.12520300	125	300	20	275	195	105
E40.18.12520350	125	350	20	325	225	125
E40.18.12520400	125	400	20	375	255	145
E40.18.12520450	125	450	20	425	285	165
E40.18.12520500	125	500	20	475	325	175
E40.18.16020250	160	250	20	225	165	85
E40.18.16020300	160	300	20	275	195	105
E40.18.16020350	160	350	20	325	225	125
E40.18.16020400	160	400	20	375	255	145
E40.18.16020450	160	450	20	425	285	165
E40.18.16020500	160	500	20	475	325	175


DISTANCE PLATE FOR WEAR PLATE
HÖHENAUSGLEICH FÜR GLEITPLATTE
DISTANZIALE PER PIASTRA

FORM A**FORM B****FORM C**

DISTANCE PLATE FOR WEAR PLATE
HÖHENAUSGLEICH FÜR GLEITPLATTE
DISTANZIALE PER PIASTRA

Notes

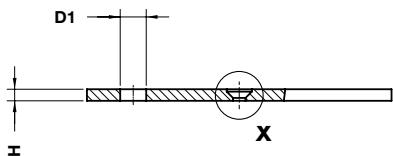
Material: S37



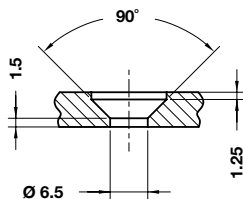
ORDER EXAMPLE	Art.	A=75	H=6	L1=150
	E40.20.	075	6	150

OMCR CODE	For wear plate	A	L1	L2	L3	B2	B3	G	H	Form
E40.20.0386100	E40.10.03820100	38	100	50	25	19	-	11	6	A
E40.20.0386150	E40.10.03820150	38	150	100	25	19	-	11	6	A
E40.20.0756100	E40.10.07520100	75	100	50	25	25	25	11	6	B
E40.20.0756150	E40.10.07520150	75	150	100	25	37,5	-	11	6	A
E40.20.1006075	E40.10.10018075	100	75	35	15	15	60	11	6	B
E40.20.1006100	E40.10.10020100	100	100	50	25	25	50	11	6	C
E40.20.1006150	E40.10.10020150	100	150	100	25	25	50	11	6	C
E40.20.1256100	E40.10.12525100	125	100	48	20	20	73	13	6	C
E40.20.1506125	E40.10.15025125	150	125	68	25	25	93	13	6	C

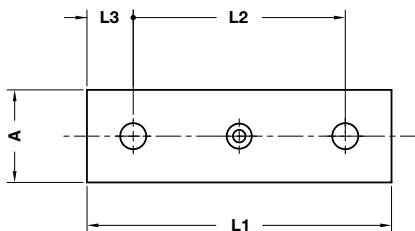
**DISTANCE PLATE FOR WEAR PLATE
HÖHENAUSGLEICH FÜR GLEITPLATTE
Distanziale per Piastra**



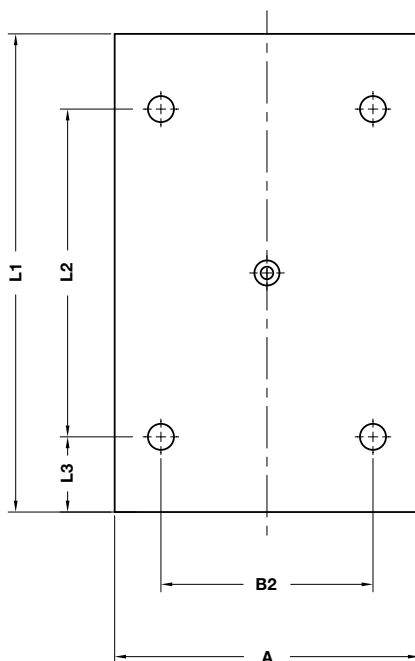
DETAIL X



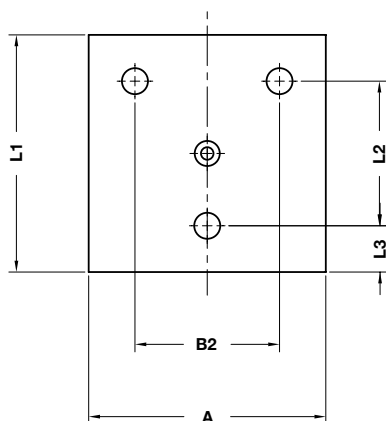
FORM A



FORM C




FORM B



DISTANCE PLATE FOR WEAR PLATE HÖHENAUSGLEICH FÜR GLEITPLATTE DISTANZIALE PER PIASTRA

Notes

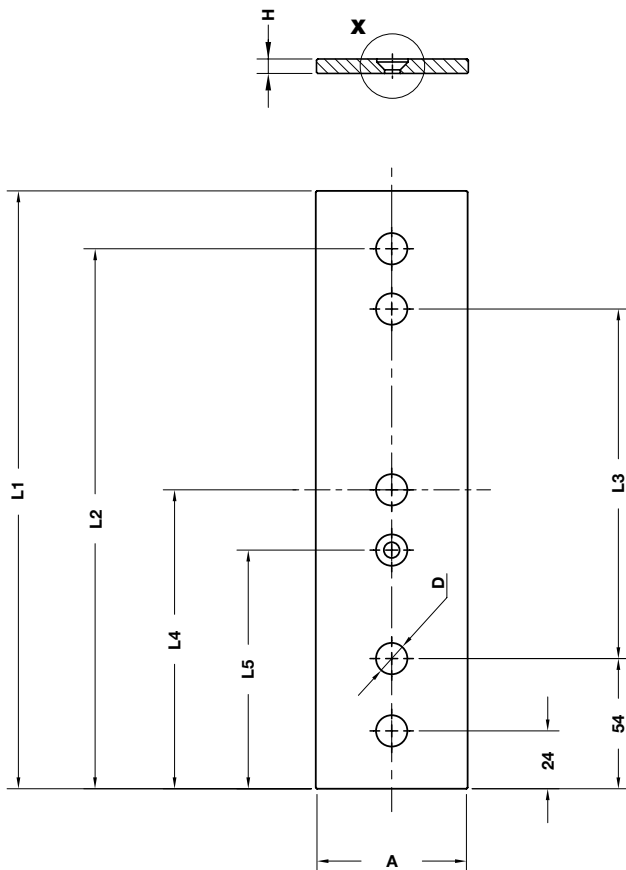
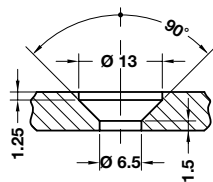
Material: S137



ORDER EXAMPLE	Art.	A=78	H=6,5	L1=248
	E40.21.	078	6	248

OMCR CODE	For wear plate	A	H	L1	B2	L2	L3	D1	Form
E40.21.0486078	E40.12.05020080	48	6,5	78	-	30	24	9	A
	E40.12.08020050	48	6,5	78	-	30	24	9	A
E40.21.0486098	E40.12.05020100	48	6,5	98	-	50	24	13,5	A
	E40.12.10020050	48	6,5	98	-	50	24	13,5	A
E40.21.0486123	E40.12.05020125	48	6,5	123	-	75	24	13,5	A
	E40.12.12520050	48	6,5	123	-	75	24	13,5	A
E40.21.0486158	E40.12.05020160	48	6,5	158	-	110	24	13,5	A
	E40.12.16020050	48	6,5	158	-	110	24	13,5	A
E40.21.0486198	E40.12.05020200	48	6,5	198	-	150	24	13,5	A
E40.21.0786078	E40.12.08020080	78	6,5	78	-	30	24	13,5	A
E40.21.0786098	E40.12.08020100	78	6,5	98	-	50	24	13,5	A
	E40.12.10020080	78	6,5	98	-	50	24	13,5	A
E40.21.0786123	E40.12.08020125	78	6,5	123	-	75	24	13,5	A
	E40.12.12520080	78	6,5	123	-	75	24	13,5	A
E40.21.0786158	E40.12.08020160	78	6,5	158	-	110	24	13,5	A
	E40.12.16020080	78	6,5	158	-	110	24	13,5	A
E40.21.0786198	E40.12.08020200	78	6,5	198	-	150	24	13,5	A
E40.21.0986098	E40.12.10020100	98	6,5	98	-	50	24	13,5	A
E40.21.0986123	E40.12.10020125	98	6,5	123	-	75	24	13,5	A
E40.21.0986158	E40.12.10020160	98	6,5	158	-	110	24	13,5	A
E40.21.0986198	E40.12.10020200	98	6,5	198	-	150	24	13,5	A
E40.21.0986248	E40.12.10020250	98	6,5	248	-	170	39	13,5	A
E40.21.0986313	E40.12.10020315	98	6,5	313	-	235	39	13,5	A
E40.21.1236098	E40.12.12520100	123	6,5	98	75	50	24	13,5	B
E40.21.1236123	E40.12.12520125	123	6,5	123	75	75	24	13,5	B
E40.21.1236158	E40.12.12520160	123	6,5	158	75	110	24	13,5	B
E40.21.1236198	E40.12.12520200	123	6,5	198	75	150	24	13,5	B
E40.21.1236248	E40.12.12520250	123	6,5	248	75	170	39	13,5	B
E40.21.1236313	E40.12.12520315	123	6,5	313	75	235	39	13,5	B
E40.21.1586098	E40.12.16020100	158	6,5	98	110	50	24	13,5	B
E40.21.1586123	E40.12.16020125	158	6,5	123	75	110	24	13,5	B
E40.21.1586158	E40.12.16020160	158	6,5	158	110	110	24	13,5	B
E40.21.1586198	E40.12.16020200	158	6,5	198	110	150	24	13,5	B
E40.21.1586248	E40.12.16020250	158	6,5	248	110	170	39	13,5	C
E40.21.1586313	E40.12.16020315	158	6,5	313	110	235	39	13,5	C


DISTANCE PLATE FOR "V" DRIVER
HÖHENAUSGLEICH FÜR PRISMENFUHRUNG
DISTANZIALE PER GUIDA A "V"

**DETAIL X**

DISTANCE PLATE FOR "V" DRIVER HÖHENAUSGLEICH FÜR PRISMENFUHRUNG Distanziale per guida a "V"

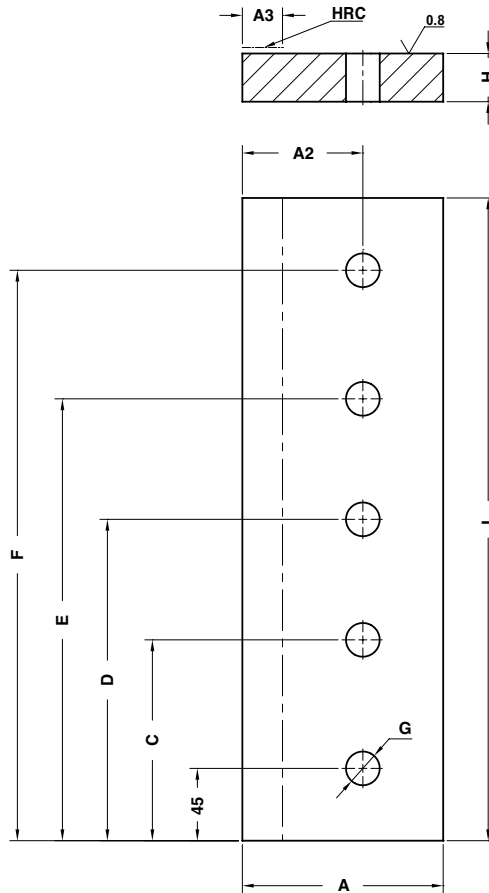
Notes

Material: S37



	Art.	A=63	H=6,5	L1=248
	E40.22.	063	6	248

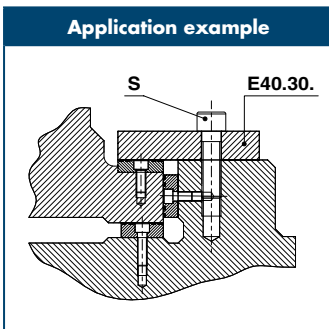
OMCR CODE	For "V" driver	A	H	L1	D	L2	L3	L4	L5
E40.22.0636148	E43.13.06544150	63	6,5	148	13	124	45	-	74
E40.22.0636198	E43.13.06544200	63	6,5	198	13	174	95	-	99
E40.22.0636248	E43.13.06544250	63	6,5	248	13	224	145	124	99
E40.22.0636298	E43.13.06544300	63	6,5	298	13	274	195	149	124
E40.22.1236148	E43.21.12552150	123	6,5	148	17	124	45	-	74
E40.22.1236198	E43.21.12552200	123	6,5	198	17	174	95	-	99
E40.22.1236248	E43.21.12552250	123	6,5	248	17	224	145	124	99
E40.22.1236298	E43.21.12552300	123	6,5	298	17	274	195	149	124

**WEAR PLATE STEEL
GLEITPLATTE STAHL
PIASTRA GUIDA IN ACCIAIO**

WEAR PLATE STEEL
GLEITPLATTE STAHL
PIASTRA GUIDA IN ACCIAIO

Notes

Material: CK45
HRC: 58÷60



ORDER EXAMPLE	Art.	A=75	H=25	L1=200
	E40.30.	075	25	200

OMCR CODE	A	A2	A3	L	H	C	D	E	F	G	S
E40.30.07525160	75	40	25	160	25	-	-	-	115	17	Nr.2 - M16x60
E40.30.07525200	75	40	25	200	25	-	-	-	155	17	Nr.2 - M16x60
E40.30.07525250	75	40	25	250	25	-	125	-	205	17	Nr.3 - M16x60
E40.30.10025160	100	60	30	160	25	-	-	-	115	17	Nr.2 - M16x60
E40.30.10025200	100	60	30	200	25	-	-	-	155	17	Nr.2 - M16x60
E40.30.10025250	100	60	30	250	25	-	125	-	205	17	Nr.3 - M16x60
E40.30.10025400	100	60	30	400	25	125	200	275	355	17	Nr.5 - M16x60
E40.30.10030160	100	60	30	160	30	-	-	-	115	21	Nr.2 - M20x70
E40.30.10030200	100	60	30	200	30	-	-	-	155	21	Nr.2 - M20x70
E40.30.10030250	100	60	30	250	30	-	125	-	205	21	Nr.3 - M20x70
E40.30.10030400	100	60	30	400	30	125	200	275	355	21	Nr.5 - M20x70
E40.30.12530160	125	75	30	160	30	-	-	-	115	21	Nr.2 - M20x70
E40.30.12530200	125	75	30	200	30	-	-	-	155	21	Nr.2 - M20x70
E40.30.12530250	125	75	30	250	30	-	125	-	205	21	Nr.3 - M20x70
E40.30.12530400	125	75	30	400	30	125	200	275	355	21	Nr.5 - M20x70

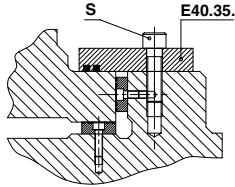
Sliding Elements

WEAR PLATE STEEL SELF-LUBRICATING DECKLEISTE STAHL MIT FESTSCHMIERSTOFF PIASTRA GUIDA IN ACCIAIO AUTOLUBRIFICANTE

Notes

Material: CK45 + Graphite
HRC: 58÷60

Application example

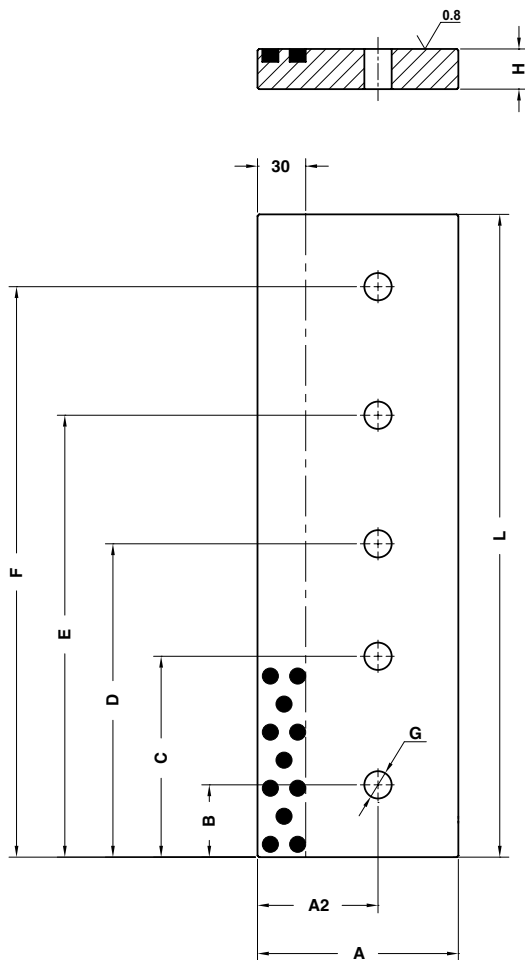


WEB

ORDER EXAMPLE	Art.	A=75	H=25	L1=200
	E40.35.	075	25	200

OMCR CODE	A	A2	A3	L	H	C	D	E	F	G	S
E40.35.07525160	75	40	25	160	25	-	-	-	115	17	Nr.2 - M16x60
E40.35.07525200	75	40	25	200	25	-	-	-	155	17	Nr.2 - M16x60
E40.35.07525250	75	40	25	250	25	-	125	-	205	17	Nr.3 - M16x60
E40.35.10025160	100	60	30	160	25	-	-	-	115	17	Nr.2 - M16x60
E40.35.10025200	100	60	30	200	25	-	-	-	155	17	Nr.2 - M16x60
E40.35.10025250	100	60	30	250	25	-	125	-	205	17	Nr.3 - M16x60
E40.35.10025400	100	60	30	400	25	125	200	275	355	17	Nr.5 - M16x60
E40.35.10030160	100	60	30	160	30	-	-	-	115	21	Nr.2 - M20x70
E40.35.10030200	100	60	30	200	30	-	-	-	155	21	Nr.2 - M20x70
E40.35.10030250	100	60	30	250	30	-	125	-	205	21	Nr.3 - M20x70
E40.35.10030400	100	60	30	400	30	125	200	275	355	21	Nr.5 - M20x70
E40.35.12530160	125	75	30	160	30	-	-	-	115	21	Nr.2 - M20x70
E40.35.12530200	125	75	30	200	30	-	-	-	155	21	Nr.2 - M20x70
E40.35.12530250	125	75	30	250	30	-	125	-	205	21	Nr.3 - M20x70
E40.35.12530400	125	75	30	400	30	125	200	275	355	21	Nr.5 - M20x70

WEAR PLATE SELF-LUBRICATING
GLEITPLATTE BRONZE MIT FESTSCHMIERSTOFF
PIASTRA GUIDA AUTOLUBRIFICANTE

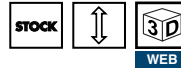
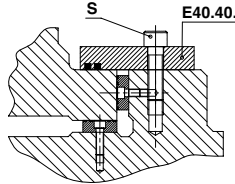


WEAR PLATE SELF-LUBRICATING GLEITPLATTE BRONZE MIT FESTSCHMIERSTOFF PIASTRA GUIDA AUTOLUBRIFICANTE

Notes

Material: Bronze + Graphite
HB > 190

Application example



Art.	A=85	H=30	L=200
E40.40.	085	30	200

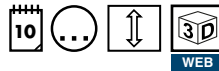
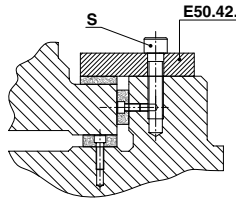
OMCR CODE	A	A2	L	H	B	C	D	E	F	G	S
E40.40.08530160	85	60	160	30	45	-	-	-	115	21	Nr.2 - M20x70
E40.40.08530200	85	60	200	30	45	-	-	-	155	21	Nr.2 - M20x70
E40.40.08530250	85	60	250	30	45	-	125	-	205	21	Nr.3 - M20x70
E40.40.08530300	85	60	300	30	45	-	150	-	255	21	Nr.3 - M20x70
E40.40.08530350	85	60	350	30	45	-	175	-	305	21	Nr.3 - M20x70
E40.40.08530400	85	60	400	30	45	125	200	275	355	21	Nr.5 - M20x70
E40.40.12525160	125	75	160	25	45	-	-	-	115	17	Nr.2 - M16x60
E40.40.12525200	125	75	200	25	45	-	-	-	155	17	Nr.2 - M16x60
E40.40.12525250	125	75	250	25	45	-	125	-	205	17	Nr.3 - M16x60
E40.40.12525400	125	75	400	25	45	125	200	275	355	17	Nr.5 - M16x60
E40.40.12530160	125	75	160	30	45	-	-	-	115	21	Nr.2 - M20x70
E40.40.12530200	125	75	200	30	45	-	-	-	155	21	Nr.2 - M20x70
E40.40.12530250	125	75	250	30	45	-	125	-	205	21	Nr.3 - M20x70
E40.40.12530300	125	75	300	30	45	-	150	-	255	21	Nr.3 - M20x70
E40.40.12530350	125	75	350	30	45	-	175	-	305	21	Nr.3 - M20x70
E40.40.12530400	125	75	400	30	45	125	200	275	355	21	Nr.5 - M20x70
E40.40.12530450	125	75	450	30	50	130	225	320	400	21	Nr.5 - M20x70
E40.40.12530500	125	75	500	30	50	130	250	370	450	21	Nr.5 - M20x70

WEAR PLATE DECKLEISTE SCHIEBERFÜHRUNG PIASTRA GUIDA

Notes

- 1** Material: 16MnCr5
- 2** E40.06.
- 3** DIN 912 M8x16

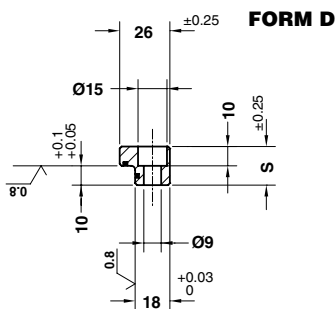
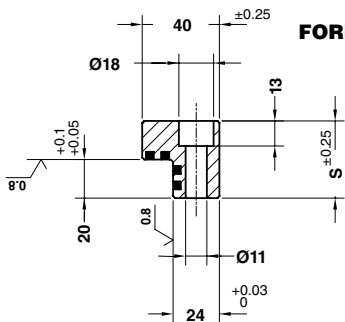
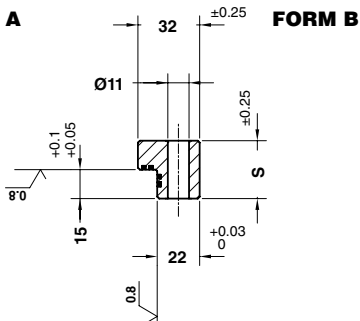
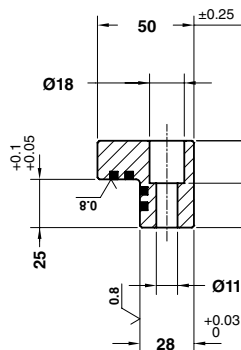
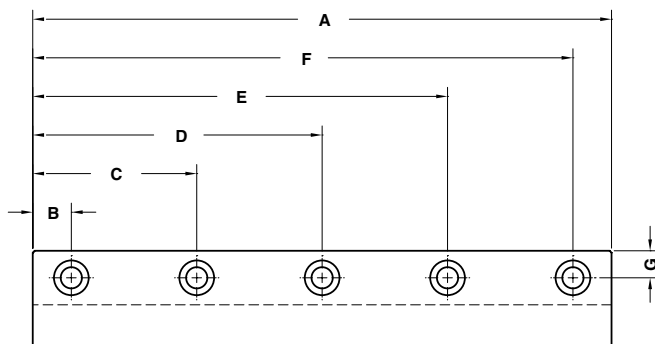
Application example



ORDER EXAMPLE	Art.	A1=85	L=200
	E40.42.	085	200

OMCR CODE	A1	L	A2	B	C	D	E	F	S
E40.42.085160	85	160	60	45	115	-	-	-	Nr2 - M20x60
E40.42.085200	85	200	60	45	155	-	-	-	Nr2 - M20x60
E40.42.085250	85	250	60	45	125	205	-	-	Nr3 - M20x60
E40.42.085300	85	300	60	45	150	255	-	-	Nr3 - M20x60
E40.42.085350	85	350	60	45	175	305	-	-	Nr3 - M20x60
E40.42.085400	85	400	60	45	125	200	275	355	Nr5 - M20x60
E40.42.085450	85	450	60	50	130	225	320	400	Nr5 - M20x60
E40.42.085500	85	500	60	50	130	250	370	450	Nr5 - M20x60
E40.42.125160	125	160	75	45	115	-	-	-	Nr2 - M20x60
E40.42.125200	125	200	75	45	155	-	-	-	Nr2 - M20x60
E40.42.125250	125	250	75	45	125	205	-	-	Nr3 - M20x60
E40.42.125300	125	300	75	45	150	255	-	-	Nr3 - M20x60
E40.42.125350	125	350	75	45	175	305	-	-	Nr3 - M20x60
E40.42.125400	125	400	75	45	125	200	275	355	Nr5 - M20x60
E40.42.125450	125	450	75	50	130	225	320	400	Nr5 - M20x60
E40.42.125500	125	500	75	50	130	250	370	450	Nr5 - M20x60

**ANGULAR GUIDE SELF-LUBRICATING
WINKELLEISTE BRONZE MIT FESTSCHMIERSTOFF
GUIDA ANGOLARE AUTOLUBRIFICANTE**

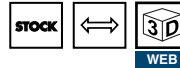

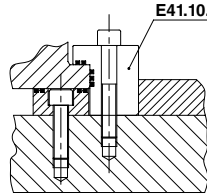


ANGULAR GUIDE SELF-LUBRICATING WINKELLEISTE BRONZE MIT FESTSCHMIERSTOFF GUIDA ANGOLARE AUTOLUBRIFICANTE

Notes

Material: Bronze + Graphite
HB > 190

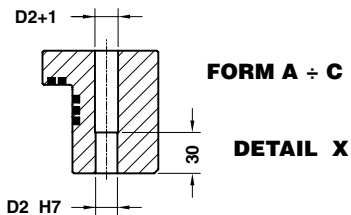
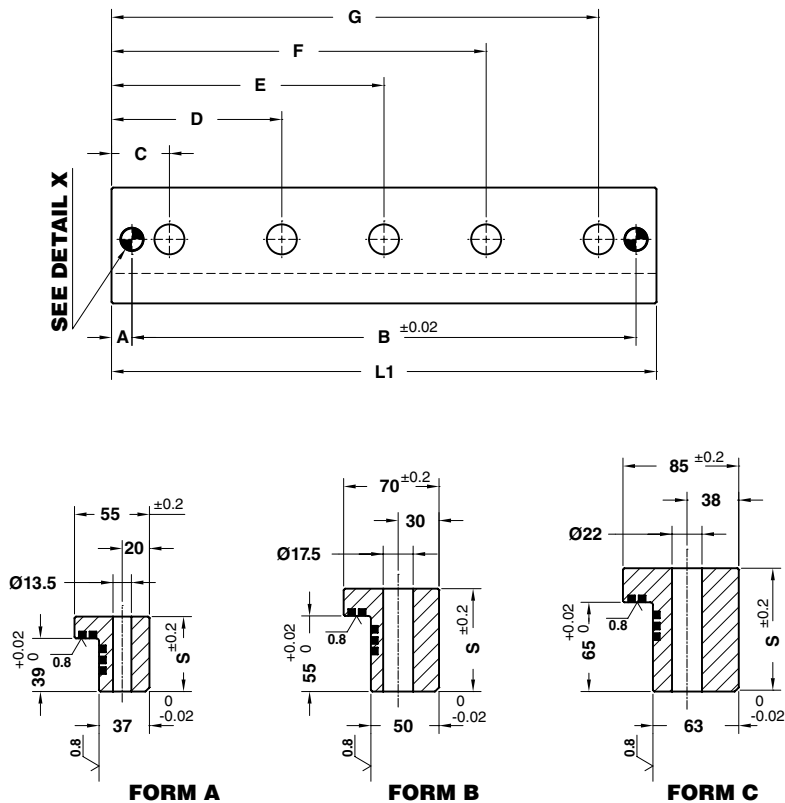
Application example



	Art.	S=30	A=150
	E41.10.	30	150

OMCR CODE	S	A	B	C	D	E	F	G	Form
E41.10.20100	20	100	20	80	-	-	-	9	D
E41.10.20150	20	150	20	75	130	-	-	9	D
E41.10.20200	20	200	20	75	125	180	-	9	D
E41.10.30100	30	100	20	80	-	-	-	11	B
E41.10.30150	30	150	20	75	130	-	-	11	B
E41.10.30200	30	200	20	75	125	180	-	11	B
E41.10.30250	30	250	20	90	160	230	-	11	B
E41.10.40160	40	160	15	145	-	-	-	12	C
E41.10.40250	40	250	15	145	225	-	-	12	C
E41.10.45200	45	200	20	75	125	180	-	14	A
E41.10.45250	45	250	20	90	160	230	-	14	A
E41.10.45300	45	300	20	85	150	215	280	14	A
E41.10.45350	45	350	20	100	175	250	330	14	A

ANGULAR GUIDE SELF-LUBRICATING VDI 3357
WINKELLEISTE BRONZE MIT FESTSCHMIERSTOFF VDI 3357
GUIDA ANGOLARE AUTOLUBRIFICANTE VDI 3357

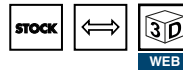

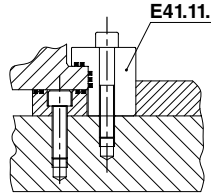


ANGULAR GUIDE SELF-LUBRICATING VDI 3357 WINKELLEISTE BRONZE MIT FESTSCHMIERSTOFF VDI 3357 GUIDA ANGOLARE AUTOLUBRIFICANTE VDI 3357

Notes

Material: Bronze + Graphite
HB > 190

Application example



ORDER EXAMPLE	Art.	S=75	L1=250
	E41.11.	75	250

OMCR CODE	S	L1	A	B	C	D	E	F	G	H	D2	Form
E41.11.55100	55	100	10	80	27,5	-	-	-	72,5	20	10	A
E41.11.55160	55	160	10	140	27,5	-	-	-	132,5	20	10	A
E41.11.75160	75	160	12,5	135	35	-	-	-	125	30	12	B
E41.11.75200	75	200	12,5	175	35	-	-	-	165	30	12	B
E41.11.75250	75	250	12,5	225	35	-	125	-	215	30	12	B
E41.11.75400	75	400	12,5	375	35	125	200	275	365	30	12	B
E41.11.90160	90	160	15	130	42,5	-	-	-	117,5	38	16	C
E41.11.90200	90	200	15	170	42,5	-	-	-	157,5	38	16	C
E41.11.90250	90	250	15	220	42,5	-	125	-	207,5	38	16	C
E41.11.90400	90	400	15	370	42,5	125	200	275	357,5	38	16	C

GUIDE BAR SELF-LUBRICATING
FÜHRUNGSLEISTE BRONZE MIT FESTSCHMIERSTOFF
LARDONE AUTOLUBRIFICANTE

Notes

Material: Bronze + Graphite
HB > 190

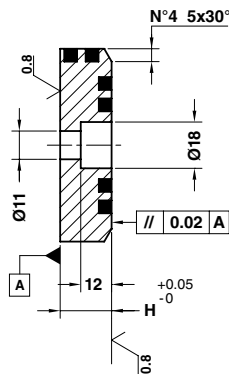
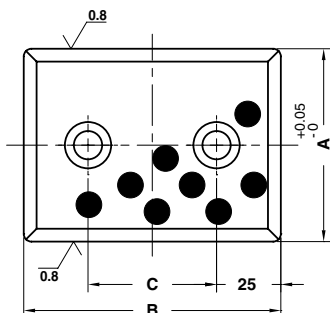
STOCK



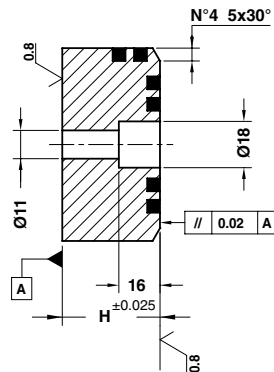
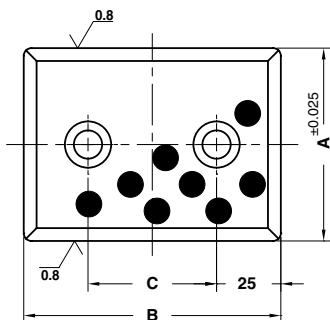
WEB



FORM A



FORM B



Art.	A=48	H=20	B=100
E42.10.	48	20	100

OMCR CODE	A	B	H	C	Form
E42.10.4820100	48	100	20	50	A
E42.10.4820150	48	150	20	100	A
E42.10.7520100	75	100	20	50	A
E42.10.7520150	75	150	20	100	A
E42.10.7538100	75	100	38	50	B
E42.10.7538150	75	150	38	100	B

GUIDE BAR STEEL FÜHRUNGSLAISTE STAHL LARDONE IN ACCIAIO

Notes

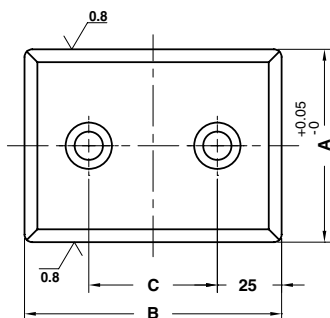
Material: 16MnCr5

HRC: 58÷60

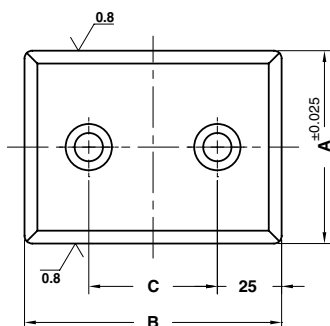
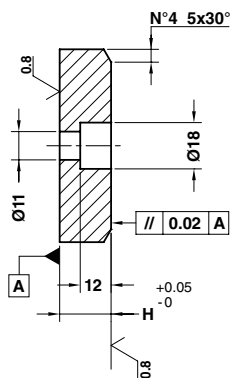
STOCK



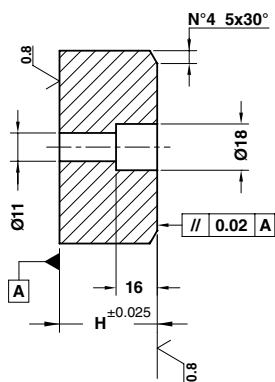
WEB



FORM A



FORM B

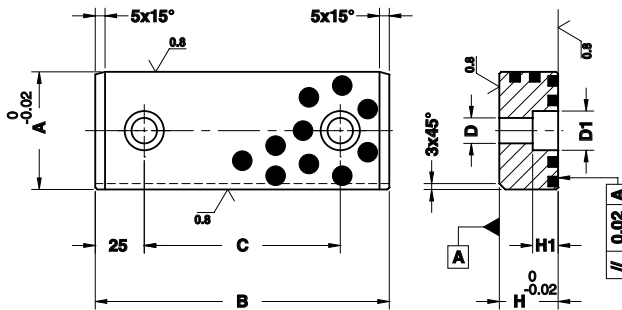
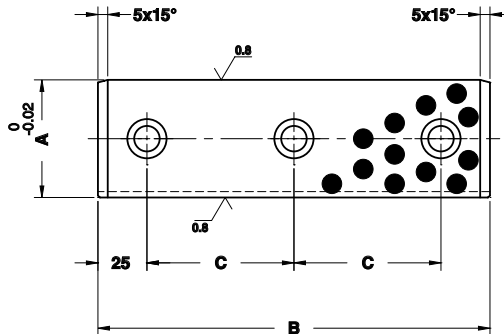


Art.	A=48	H=20	B=100
E42.11.	48	20	100

OMCR CODE	A	B	H	C	Form
E42.11.4820100	48	100	20	50	A
E42.11.4820150	48	150	20	100	A
E42.11.7520100	75	100	20	50	A
E42.11.7520150	75	150	20	100	A
E42.11.7538100	75	100	38	50	B
E42.11.7538150	75	150	38	100	B

Sliding Elements

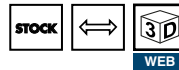
GUIDE BAR SELF-LUBRICATING VDI 3357
FÜHRUNGSLEISTE BRONZE MIT FESTSCHMIERSTOFF VDI 3357
LARDONE AUTOLUBRIFICANTE VDI 3357

FORM A**FORM B**

GUIDE BAR SELF-LUBRICATING VDI 3357
FÜHRUNGSEISTE BRONZE MIT FESTSCHMIERSTOFF VDI 3357
LARDONE AUTOLUBRIFICANTE VDI 3357

Notes

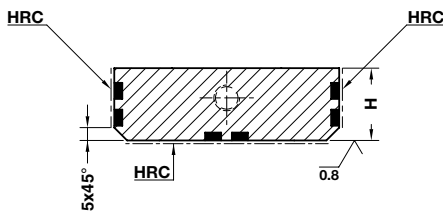
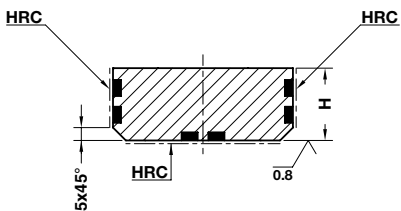
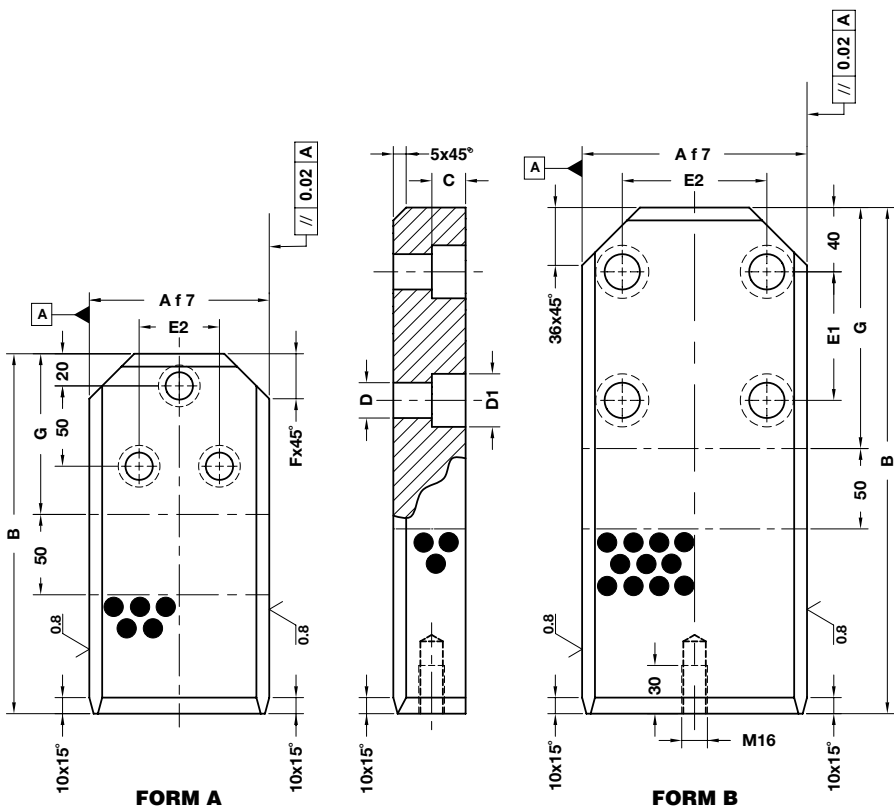
Material: Bronze + Graphite
HB > 190



ORDER EXAMPLE	Art.	A=60	H=30	B=125
	E42.12.	60	30	125

OMCR CODE	A	B	C	H	D	D1	H1	Form
E42.12.2512110	25	110	60	12	9	13	9	A
E42.12.2512120	25	120	70	12	9	13	9	A
E42.12.2515110	25	110	60	15	11	18	11	A
E42.12.2515120	25	120	70	15	11	18	11	A
E42.12.6030125	60	125	75	30	13	20	13	A
E42.12.6030150	60	150	100	30	13	20	13	A
E42.12.6030160	60	160	110	30	13	20	13	A
E42.12.6030200	60	200	75	30	13	20	13	B
E42.12.6040125	60	125	75	40	13	20	13	A
E42.12.6040150	60	150	100	40	13	20	13	A
E42.12.6040160	60	160	110	40	13	20	13	A
E42.12.6040200	60	200	75	40	13	20	13	B

GUIDE STEEL SELF-LUBRICATING
FÜHRUNGSLASCHE STAHL MIT FESTSCHMIERSTOFF
LARDONE IN ACCIAIO AUTOLUBRIFICANTE

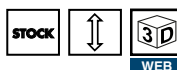


GUIDE STEEL SELF-LUBRICATING
FÜHRUNGSLASCHE STAHL MIT FESTSCHMIERSTOFF
LARDONE IN ACCIAIO AUTOLUBRIFICANTE

Notes

Material: CK45 + Graphite

HRC: 58÷60



ORDER EXAMPLE	Art.	A=71	H=36	B=224
	E42.13.	071	36	224

OMCR CODE	A	B	H	C	D	D1	E1	E2	F	G	Form
E42.13.06336180	63	180	36	16	13	20	-	36	18	90	A
E42.13.06336200	63	200	36	16	13	20	-	36	18	90	A
E42.13.06336224	63	224	36	16	13	20	-	36	18	90	A
E42.13.07136180	71	180	36	16	13	20	-	36	18	90	A
E42.13.07136200	71	200	36	16	13	20	-	36	18	90	A
E42.13.07136224	71	224	36	16	13	20	-	36	18	90	A
E42.13.09045200	90	200	45	21	17	26	-	50	28	100	A
E42.13.09045224	90	224	45	21	17	26	-	50	28	100	A
E42.13.09045250	90	250	45	21	17	26	-	50	28	100	A
E42.13.11245200	112	200	45	21	17	26	-	50	28	100	A
E42.13.11245224	112	224	45	21	17	26	-	50	28	100	A
E42.13.11245250	112	250	45	21	17	26	-	50	28	100	A
E42.13.14045315	140	315	45	26	22	33	80	90	-	150	B
E42.13.14045400	140	400	45	26	22	33	80	90	-	150	B
E42.13.14056315	140	315	56	26	22	33	80	90	-	150	B
E42.13.14056400	140	400	56	26	22	33	80	90	-	150	B
E42.13.19045315	190	315	45	26	22	33	80	90	-	150	B
E42.13.19045400	190	400	45	26	22	33	80	90	-	150	B
E42.13.19056315	190	315	56	26	22	33	80	90	-	150	B
E42.13.19056400	190	400	56	26	22	33	80	90	-	150	B
E42.13.24056500	240	500	56	31	26	40	160	160	-	250	B
E42.13.24056630	240	630	56	31	26	40	160	160	-	250	B

GUIDE BAR SELF-LUBRICATING FÜHRUNGSLEISTE BRONZE MIT FESTSCHMIERSTOFF LARDONE AUTOLUBRIFICANTE

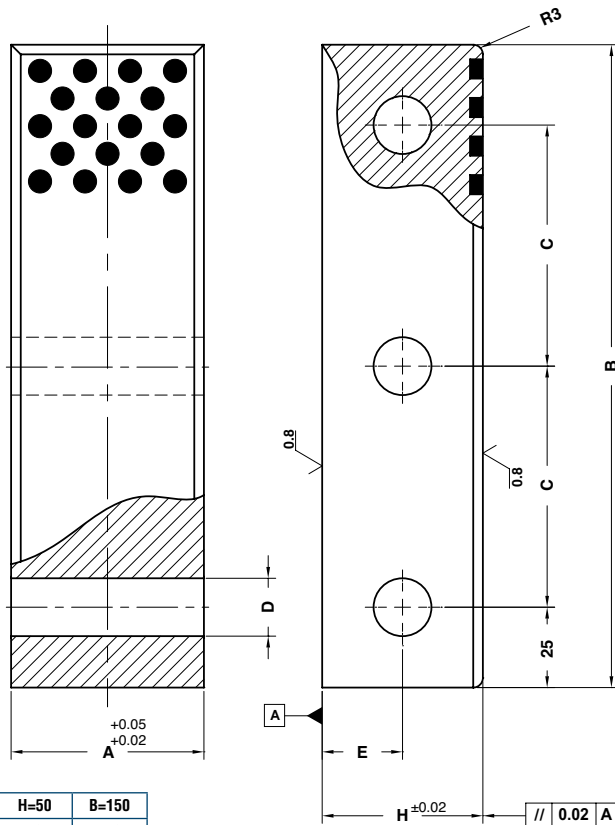
Notes

Material: Bronze + Graphite
HB > 190

STOCK



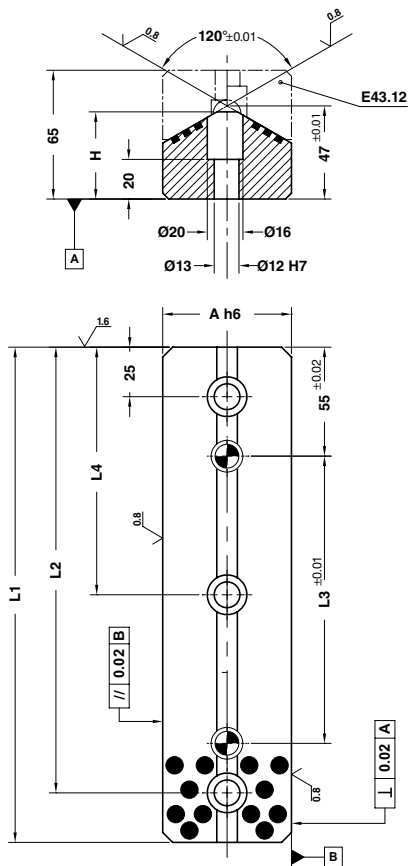
WEB



ORDER EXAMPLE	Art.	A=60	H=50	B=150
	E42.15.	060	50	150

OMCR CODE	A	B	C	D	E	H
E42.15.040040150	40	150	50	14	20	40
E42.15.040040200	40	200	75	14	20	40
E42.15.060050150	60	150	50	18	25	50
E42.15.060050200	60	200	75	18	25	50

"V" DRIVER SELF-LUBRICATING VDI 3357 PRISMENFÜHRUNG BRONZE MIT FESTSCHMIERSTOFF VDI 3357 GUIDA A "V" AUTOLUBRIFICANTE VDI 3357



STOCK

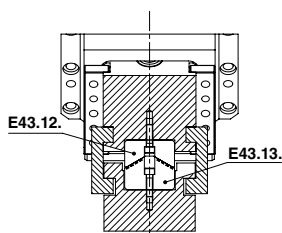


WEB

Notes

Material: Bronze + Graphite
HB > 190

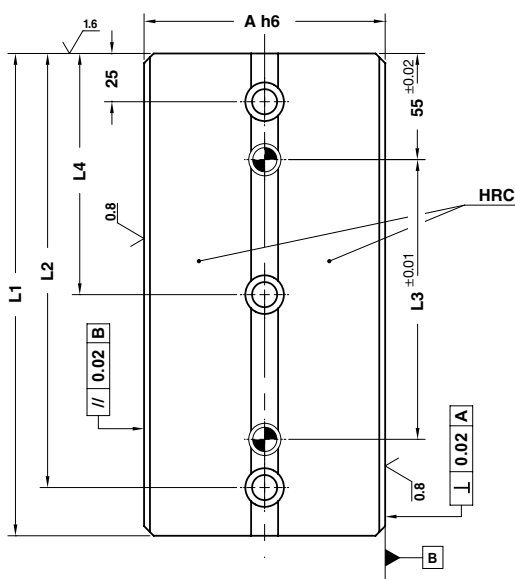
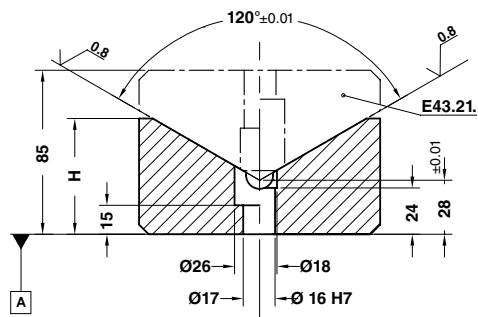
Application example



Art.	A=65	H=44	L1=150
E43.13.	065	44	150

OMCR CODE	A	H	L1	L2	L3	L4
E43.13.06544150	65	44	150	125	45	-
E43.13.06544200	65	44	200	175	95	-
E43.13.06544250	65	44	250	225	145	125
E43.13.06544300	65	44	300	275	195	150

"V" DRIVER STEEL VDI 3357 PRISMENFÜHRUNG VDI 3357 GUIDA A "V" IN ACCIAIO VDI 3357



STOCK

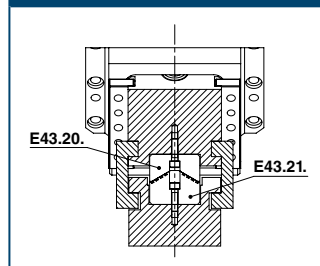


WEB

Notes

Material: CK45
HRC: 58÷60

Application example


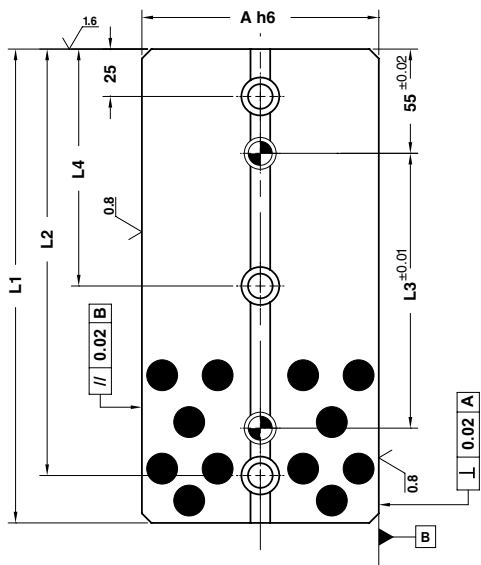
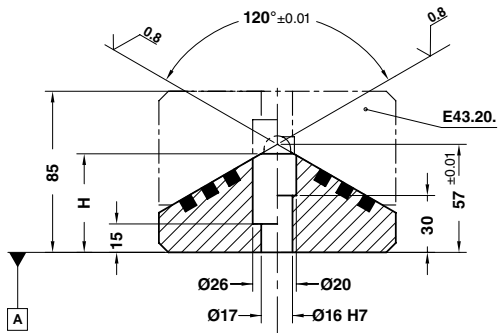


Sliding Elements

ORDER EXAMPLE	Art.	A=125	H=60	L1=150
	E43.20.	125	60	150

OMCR CODE	A	H	L1	L2	L3	L4
E43.20.12560150	125	60	150	125	45	-
E43.20.12560200	125	60	200	175	95	-
E43.20.12560250	125	60	250	225	145	125
E43.20.12560300	125	60	300	275	195	150

"V" DRIVER SELF-LUBRICATING VDI 3357 PRISMENFÜHRUNG BRONZE MIT FESTSCHMIERSTOFF VDI 3357 GUIDA A "V" AUTOLUBRIFICANTE VDI 3357



STOCK

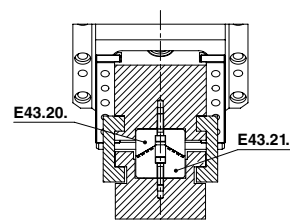


WEB

Notes

Material: Bronze + Graphite
HB > 190

Application example



Art.	A=125	H=52	L1=200
E43.21.	125	52	200

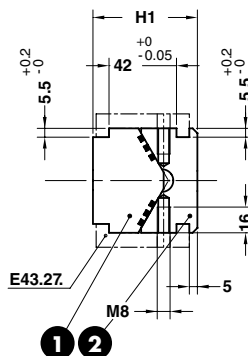
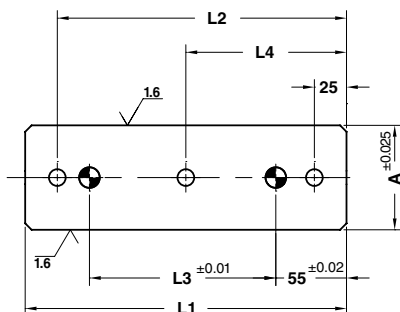
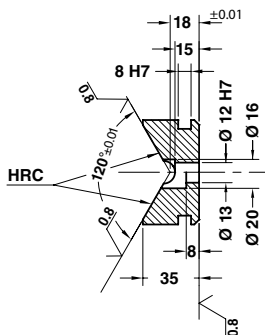
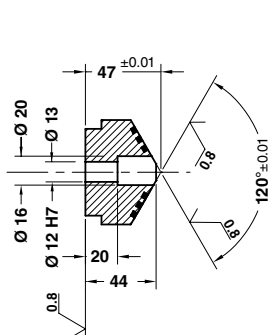
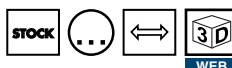
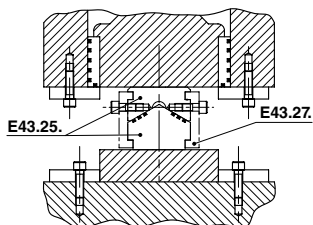
OMCR CODE	A	H	L1	L2	L3	L4
E43.21.12552150	125	52	150	125	45	-
E43.21.12552200	125	52	200	175	95	-
E43.21.12552250	125	52	250	225	145	125
E43.21.12552300	125	52	300	275	195	150

"V" DRIVER SET PRISMENFÜHRUNGSGRUPPE SET DI GUIDE A "V"

Notes

- 1** **Material:** Bronze + Graphite
HB > 190
- 2** **Material:** CK45
HRC: 58÷60

Application example



Art.	A=65	H1=65	L1=200
E43.25.	65	65	200

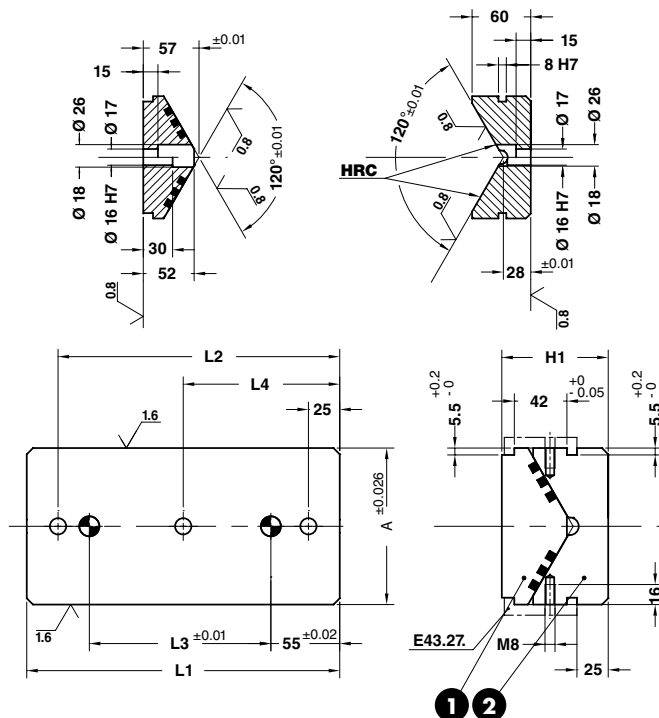
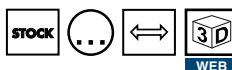
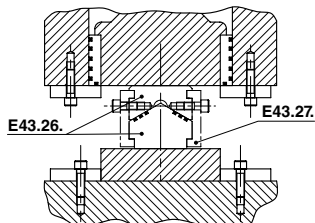
OMCR CODE	A	H1	L1	L2	L3	L4
E43.25.6565150	65	65	150	125	45	-
E43.25.6565200	65	65	200	175	95	-
E43.25.6565250	65	65	250	225	145	125
E43.25.6565300	65	65	300	275	195	150

"V" DRIVER SET PRISMENFÜHRUNGSGRUPPE SET DI GUIDE A "V"

Notes

- 1** Material: Bronze + Graphite
HB > 190
- 2** Material: CK45
HRC: 58÷60

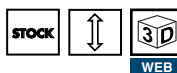

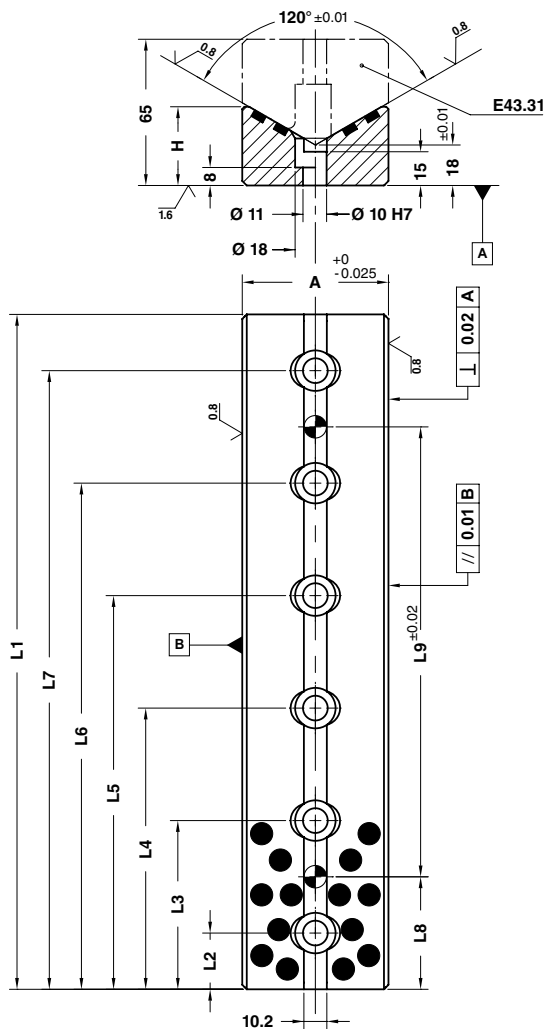
Application example



Art.	A=125	H1=85	L1=250
E43.26.	125	85	250

OMCR CODE	A	H1	L1	L2	L3	L4
E43.26.12585150	125	85	150	125	45	-
E43.26.12585200	125	85	200	175	95	-
E43.26.12585250	125	85	250	225	145	125
E43.26.12585300	125	85	300	275	195	150

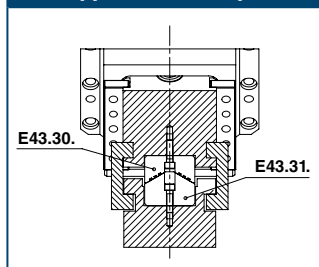
**"V" DRIVER SELF-LUBRICATING
PRISMENFÜHRUNG BRONZE MIT FESTSCHMIERSTOFF
GUIDA A "V" AUTOLUBRIFICANTE**



Notes

Material: Bronze + Graphite
HB > 190

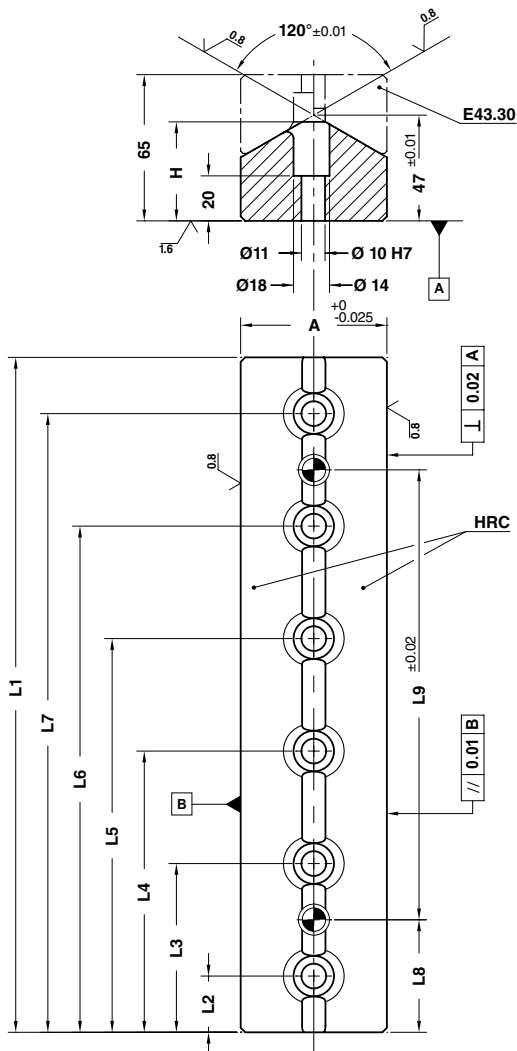
Application example



ORDER EXAMPLE	Art.	A=65	H=35	L1=300
	E43.30.	65	35	300

OMCR CODE	A	H	L1	L2	L3	L4	L5	L6	L7	L8	L9
E43.30.6535100	65	35	100	20	80	-	-	-	-	40	20
E43.30.6535150	65	35	150	25	75	125	-	-	-	50	50
E43.30.6535200	65	35	200	25	75	125	175	-	-	50	100
E43.30.6535250	65	35	250	25	75	125	175	225	-	50	150
E43.30.6535300	65	35	300	25	75	125	175	225	275	50	200

"V" DRIVER STEEL PRISMENFÜHRUNG GUIDA A "V" IN ACCIAIO



STOCK

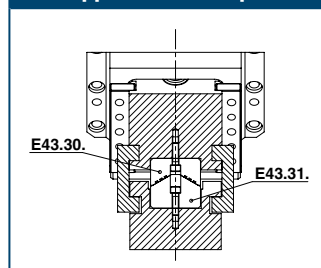


WEB

Notes

Material: CK45 - HRC: 58 ÷ 60

Application example



Art.	A=65	H=44	L1=250
E43.31.	65	44	250

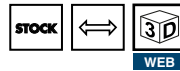

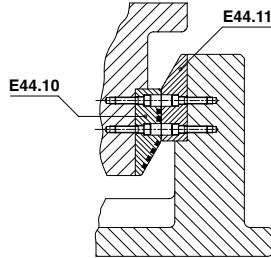
OMCR CODE	A	H	L1	L2	L3	L4	L5	L6	L7	L8	L9
E43.31.6544100	65	44	100	20	80	-	-	-	-	40	20
E43.31.6544150	65	44	150	25	75	125	-	-	-	50	50
E43.31.6544200	65	44	200	25	75	125	175	-	-	50	100
E43.31.6544250	65	44	250	25	75	125	175	225	-	50	150
E43.31.6544300	65	44	300	25	75	125	175	225	275	50	200

CAM DWELL WEAR PLATE SELF-LUBRICATING ÜBERLAUFKEILE BRONZE MIT FESTSCHMIERSTOFF CUNEO AUTOLUBRIFICANTE

Notes

Material: Bronze + Graphite
HB > 190

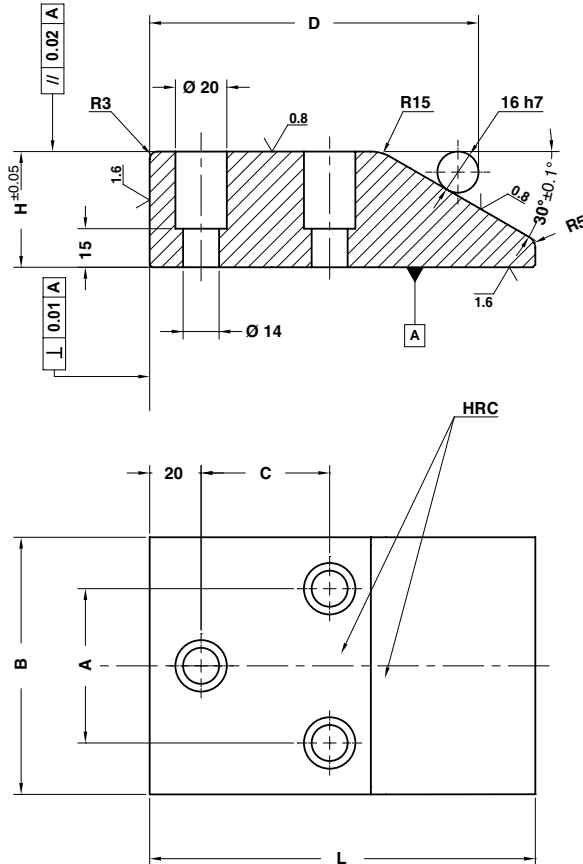
Application example



Art.	B=125	H=60	L=170
E44.10.	125	60	170

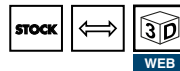
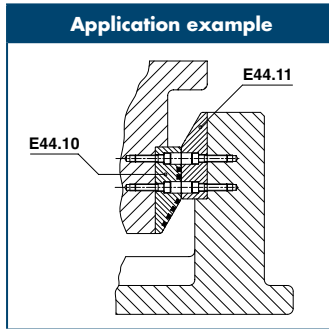
OMCR CODE	B	H	L	A	C	D
E44.10.10030125	100	30	125	60	50	132,8
E44.10.12530125	125	30	125	85	50	132,8
E44.10.16030125	160	30	125	120	50	132,8
E44.10.10045150	100	45	150	60	45	127,9
E44.10.12545150	125	45	150	85	45	127,9
E44.10.16045150	160	45	150	120	45	127,9
E44.10.10060170	100	60	170	60	45	127,9
E44.10.12560170	125	60	170	85	45	127,9
E44.10.16060170	160	60	170	120	45	127,9

CAM DWELL WEAR PLATE STEEL
ÜBERLAUFKEILE STAHL
CUNEO IN ACCIAIO



CAM DWELL WEAR PLATE STEEL
ÜBERLAUFKEILE STAHL
CUNEO IN ACCIAIO

Notes
<p>Material: 42CrMo4 HRC: 58÷60</p>



ORDER EXAMPLE	Art.	B=125	H=60	L=170
	E44.11.	125	60	170

OMCR CODE	B	H	L	A	C	D
E44.11.10030125	100	30	125	60	50	132,8
E44.11.12530125	125	30	125	85	50	132,8
E44.11.16030125	160	30	125	120	50	132,8
E44.11.10045150	100	45	150	60	45	127,9
E44.11.12545150	125	45	150	85	45	127,9
E44.11.16045150	160	45	150	120	45	127,9
E44.11.10060170	100	60	170	60	45	127,9
E44.11.12560170	125	60	170	85	45	127,9
E44.11.16060170	160	60	170	120	45	127,9


Sliding Elements

CAM DWELL WEAR PLATE SELF-LUBRICATING VDI 3357
ÜBERLAUFKEILE BRONZE MIT FESTSCHMIERSTOFF VDI 3357
CUNEO AUTOLUBRIFICANTE VDI 3357

Notes

Material: Bronze + Graphite
HB > 190

Application example



STOCK **WEB**

Sliding Elements

	Art.	B=125	H=60	L=170
	E44.12.	125	60	170

OMCR CODE	B	H	L	A	D	T	W
E44.12.10045150	100	45	150	60	127,86	30	30°
E44.12.12545150	125	45	150	85	127,86	30	30°
E44.12.15045150	150	45	150	110	127,86	30	30°
E44.12.10045170	100	45	170	60	143,37	30	20°
E44.12.12545170	125	45	170	85	143,37	30	20°
E44.12.15045170	150	45	170	110	143,37	30	20°
E44.12.10060170	100	60	170	60	127,86	45	30°
E44.12.12560170	125	60	170	85	127,86	45	30°
E44.12.15060170	150	60	170	110	127,86	45	30°

CAM DWELL WEAR PLATE STEEL VDI 3357
ÜBERLAUFKEILE STAHL VDI 3357
CUNEO IN ACCIAIO VDI 3357

Notes

Material: X15CrMo121KU
HRC: 58÷62

Application example

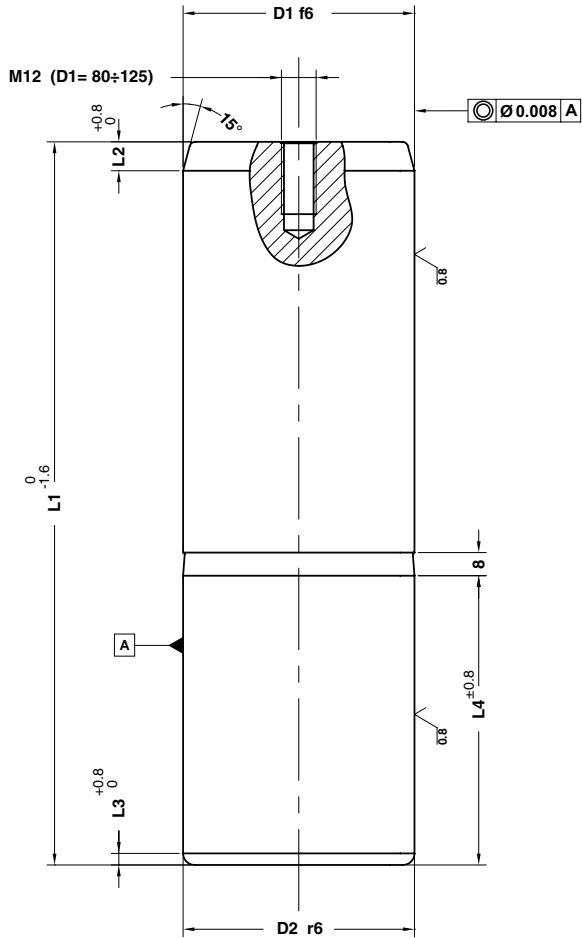


STOCK **WEB**

	Art.	B=125	H=60	L=170
	E44.13.	125	60	170

OMCR CODE	B	H	L	A	D	T	W
E44.13.10045150	100	45	150	60	127,86	30	30°
E44.13.12545150	125	45	150	85	127,86	30	30°
E44.13.15045150	150	45	150	110	127,86	30	30°
E44.13.10045170	100	45	170	60	143,37	30	20°
E44.13.12545170	125	45	170	85	143,37	30	20°
E44.13.15045170	150	45	170	110	143,37	30	20°
E44.13.10060170	100	60	170	60	127,86	45	30°
E44.13.12560170	125	60	170	85	127,86	45	30°
E44.13.15060170	150	60	170	110	127,86	45	30°

GUIDE POST DIN 9833
FÜHRUNGSSÄULE DIN 9833
COLONNA DIN 9833

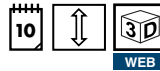

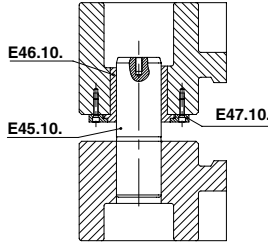


GUIDE POST DIN 9833 FÜHRUNGSSÄULE DIN 9833 COLONNA DIN 9833

Notes

Material: 16MnCr5
HRC: 60÷62

Application example



ORDER EXAMPLE	Art.	D1=80	L1=280
	E45.10.	080	280

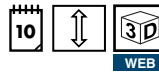
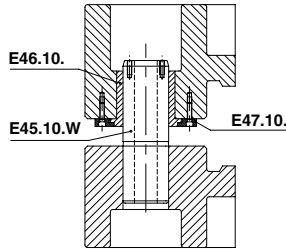
D1	25	32	40	50	63	80	100	125
D2	25	32	40	50	63	80	100	125
L2	8	8	8	10	10	10	10	12
L3	4	4	4	4	4	4	4	5
L4	40	45	56	70	80	100	125	140
L1								
100	•							
125	•							
140	•	•	•					
160	•	•	•	•				
180	•	•	•	•	•			
200		•	•	•	•			
224			•	•	•	•		
250			•	•	•	•	•	
280			•	•	•	•	•	
315				•	•	•	•	•
355				•	•	•	•	•
400					•	•	•	•
450							•	•
500							•	•

GUIDE POST DIN 9833 FÜHRUNGSSÄULE DIN 9833 COLONNA DIN 9833

Notes

Material: 16MnCr5
HRC: 60÷62

Application example



ORDER EXAMPLE	Art.	D1=80	L1=224	Type
	E45.10.	080	224	W

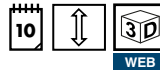

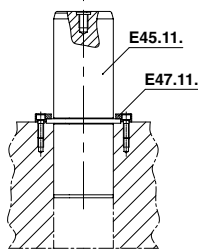
D1	80	100	125	160
D2	80	100	125	160
D3	40	50	65	95
D4	58	72	90	132
L2	10	10	12	12
L3	4	4	4	5
L4	100	125	140	180
TYPE	W	W	W	W
L1				
224	•			
250	•			
280	•	•		
315	•	•	•	
355	•	•	•	
400	•	•	•	•
450			•	•
500			•	•
560				•

GUIDE POST NAAMS FÜHRUNGSSÄULE NAAMS COLONNA NAAMS

Notes

Material: 16MnCr5
HRC: 60÷62

Application example



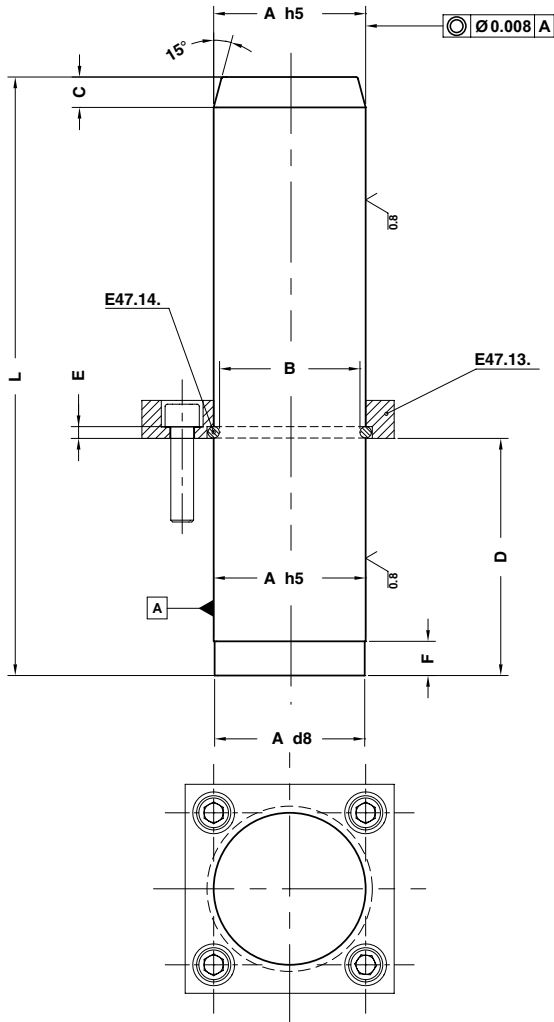
WEB

ORDER EXAMPLE	Art.	D1=80	L1=280
	E45.11.	080	280

D1	25	32	40	50	63	80	100
D2	25	32	40	50	63	80	100
D3	33	40	50	60	80	90	110
D6	68	75	83	93	106	123	143
L2	40	45	56	70	80	100	125
L3	4	8	8	10	10	10	10
R	2	2	2	2,5	2,5	3	3

L1							
140	•	•					
160	•	•	•	•			
180	•	•	•	•			
200		•	•	•	•		
224			•	•	•		
250			•	•	•	•	
280				•	•	•	
315				•	•	•	•
355					•	•	•
400					•	•	•
500						•	•

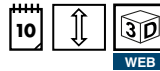

AFNOR GUIDE POST
FÜHRUNGSSÄULE AFNOR
COLONNA AFNOR



AFNOR GUIDE POST FÜHRUNGSSÄULE AFNOR COLONNA AFNOR

Notes

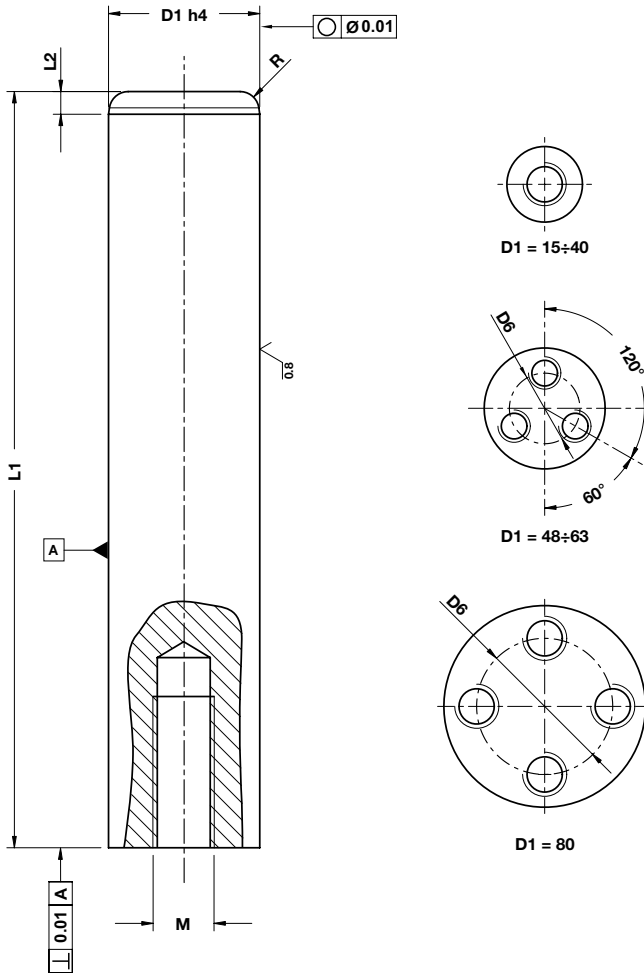
Material: 16MnCr5
HRC: 60÷62



ORDER EXAMPLE 	Art.	A=40	L=250
	E45.12.	040	250

A	25	32	40	50	63	80	100
B	22,3	27,8	35,8	45,8	56,8	73,8	93,8
C	8	10	12	16	16	16	16
D	25	32	63	80	100	125	160
E	2,7	4,2	4,2	4,2	6,2	6,2	6,2
F	8	12	12	12	18	18	18
L							
100	•						
125	•	•					
140	•	•					
160	•	•					
180	•	•	•				
200	•	•	•	•			
220	•	•	•	•			
250		•	•	•	•		
280			•	•	•		
315			•	•	•	•	
355				•	•	•	•
400				•	•	•	•
450						•	•
500							•

GUIDE POST ENDWISE BOLT-ON TYPE
FÜHRUNGSSÄULE ZUM ANSCHRAUBEN
COLONNA DA AVVITARE

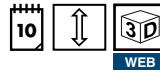
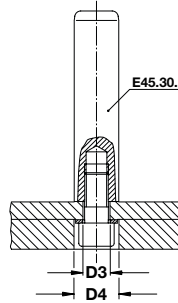


GUIDE POST ENDWISE BOLT-ON TYPE FÜHRUNGSSÄULE ZUM ANSCHRAUBEN COLONNA DA AVVITARE

Notes

Material: 16MnCr5
HRC: 60÷62

Application example



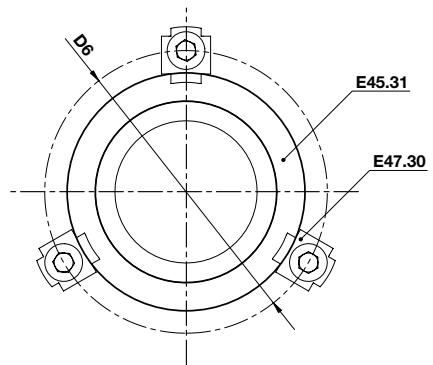
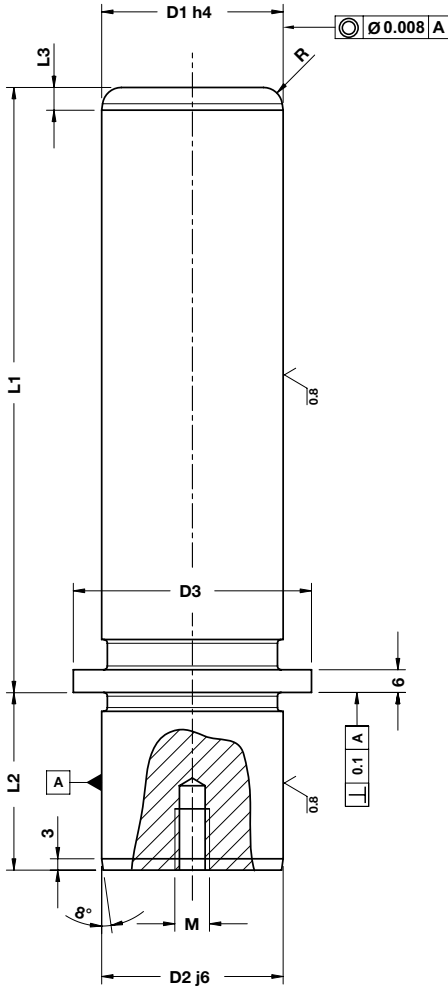
ORDER EXAMPLE	Art.	D1=16	L1=100
	E45.30.	016	100

* Screws tightening torque
Anziehdrehmoment
Coppie di serraggio delle viti

D1	15	16	19	20	24	25	30	32	38	40	48	50	60	63	80
D3	9	9	11	11	14	14	18	18	18	18	14	14	18	18	18
D4	17	17	20	20	22	22	28	28	28	28	22	22	28	28	28
D6	-	-	-	-	-	-	-	-	-	-	28	28	34	34	54
L2	4	4	4	4	6	6	6	6	6	6	8	8	8	8	8
M	8	8	10	10	12	12	16	16	16	16	12	12	16	16	16
R	3	3	3	3	5	5	5	5	5	5	7	7	7	7	7
Screws DIN 912 - 8.8	M8x35		M10x40		M12x40		M16x40				3x M12x50		3x M16x60		4x M16x60
Nm*	21	21	37	37	85	85	150	150	150	150	85	85	200	200	200

L1															
90	•	•													
100	•	•	•	•	•	•									
112	•	•	•	•	•	•									
125	•	•	•	•	•	•	•								
140	•	•	•	•	•	•	•	•							
160	•	•	•	•	•	•	•	•	•						
180	•	•	•	•	•	•	•	•	•	•					
200	•	•	•	•	•	•	•	•	•	•	•				
224	•	•	•	•	•	•	•	•	•	•	•	•			
250	•	•	•	•	•	•	•	•	•	•	•	•	•		
280	•	•	•	•	•	•	•	•	•	•	•	•	•	•	
315	•	•	•	•	•	•	•	•	•	•	•	•	•	•	•
355	•	•	•	•	•	•	•	•	•	•	•	•	•	•	•
400			•	•	•	•	•	•	•	•	•	•	•	•	•
450				•	•	•	•	•	•	•	•	•	•	•	•
500					•	•	•	•	•	•	•	•	•	•	•
550							•	•	•	•	•	•	•	•	•
600								•	•	•	•	•	•	•	•
700									•	•	•	•	•	•	•
800										•	•	•	•	•	•

GUIDE POST WITH COLLAR
FÜHRUNGSSÄULE MIT BUND
COLONNA CON COLLARE



E45.31

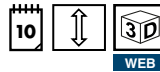

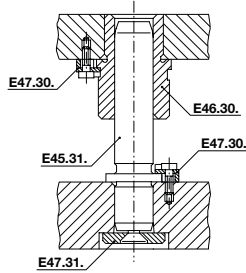
E47.30

GUIDE POST WITH COLLAR FÜHRUNGSSÄULE MIT BUND COLONNA CON COLLARE

Notes

Material: 16MnCr5
HRC: 60÷62

Application example



	Art.	D1=16	L1=100
	E45.31.	016	100

D1	15	16	19	20	24	25	30	32	38	40	48	50	60	63	80
D2	15	16	19	20	24	25	30	32	38	40	48	50	60	63	80
D3	22	22	25	25	32	32	40	40	50	50	63	63	80	80	95
D6	33	33	36	36	43	43	51	51	61	61	74	74	91	91	106
L2	20	20	23	23	30	30	37	37	37	37	47	47	47	47	60
L3	4	4	4	4	6	6	6	6	6	6	8	8	8	8	8
M	M8	M8	M8	M8	M8	M8	M8	M8	M8	M8	M8	M8	M8	M8	M12
R	3	3	3	3	5	5	5	5	5	5	7	7	7	7	7

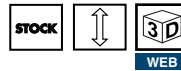
L1															
100	•	•	•	•	•	•									
112	•	•	•	•	•	•	•	•							
125	•	•	•	•	•	•	•	•	•	•					
140	•	•	•	•	•	•	•	•	•	•	•	•			
160	•	•	•	•	•	•	•	•	•	•	•	•	•	•	
180	•	•	•	•	•	•	•	•	•	•	•	•	•	•	•
200	•	•	•	•	•	•	•	•	•	•	•	•	•	•	•
224					•	•	•	•	•	•	•	•	•	•	•
250					•	•	•	•	•	•	•	•	•	•	•
280							•	•	•	•	•	•	•	•	•
315							•	•	•	•	•	•	•	•	•
355									•	•	•	•	•	•	•
400											•	•	•	•	•

Sliding Elements

BUSH SELF-LUBRICATING DIN 9834
FÜHRUNGSBUCHSE DIN 9834
BOCCOLA AUTOLUBRIFICANTE DIN 9834

Notes

Material: Bronze + Graphite
HB > 190



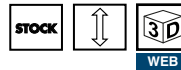
	Art.	D1=50	L1=71
	E46.10.	050	071

OMCR CODE	D1	D2	D3	D4	D6	L1	L3	L4	L5	R
E46.10.025040	25	32	32	40	58	40	6,3	3	10	3
E46.10.030050	30	40	40	50	66	50	6,3	4	12	3
E46.10.032050	32	40	40	50	66	50	6,3	4	12	3
E46.10.040063	40	50	50	63	79	63	6,3	5	15	3
E46.10.050071	50	63	63	71	89	71	6,3	6,3	17	5
E46.10.060080	60	80	80	90	123	80	10	8	19	6
E46.10.063080	63	80	80	90	123	80	10	8	19	6
E46.10.080100	80	100	100	112	143	100	10	10	22	8
E46.10.100125	100	125	125	140	168	125	10	12,5	21	10
E46.10.125160	125	160	160	180	203	160	10	16	30	12
E46.10.160200	160	200	200	220	243	200	10	16	32	18

BUSH SELF-LUBRICATING NAAMS
FÜHRUNGSBUCHSE NAAMS
BOCCOLA AUTOLUBRIFICANTE NAAMS

Notes

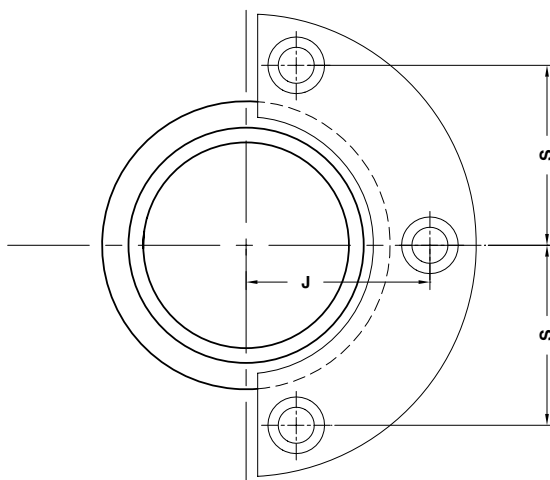
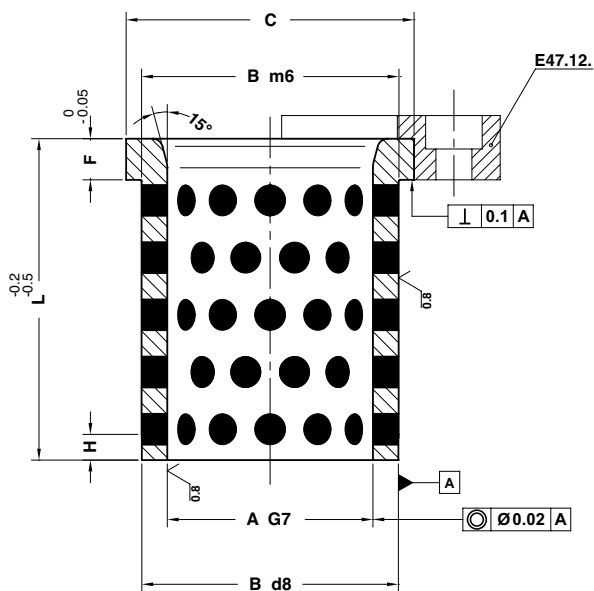
Material: Bronze + Graphite
HB > 190



	Art.	D1=50	L1=71
	E46.11.	050	071

OMCR CODE	D1	D2	D3	D4	D6	L1	L2	L3	R
E46.11.025040	25	32	32	40	75	40	30	3	3
E46.11.032050	32	40	40	50	83	50	40	4	3
E46.11.040063	40	50	50	63	93	63	50	5	3
E46.11.050071	50	63	63	71	106	71	56	6,3	5
E46.11.063080	63	80	80	90	123	80	63	8	6
E46.11.080100	80	100	100	112	143	100	80	10	8
E46.11.100125	100	125	125	140	168	125	106	12,5	10
E46.11.125160	125	160	160	180	203	160	132	16	12

**BUSH SELF-LUBRICATING AFNOR
 FÜHRUNGSBUCHSE AFNOR
 BOCCOLA AUTOLUBRIFICANTE AFNOR**



BUSH SELF-LUBRICATING AFNOR
FÜHRUNGSBUCHSE AFNOR
BOCCOLA AUTOLUBRIFICANTE AFNOR



Warning: other dimensions on request.

Notes

Material: Bronze + Graphite
HB > 190

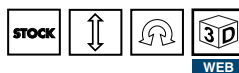
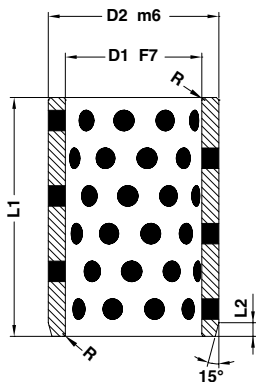


WEB

ORDER SAMPLE	Art.	A=50	L=80
	E46.12.	050	080

OMCR CODE	A	B	C	L	F	H	J	S
E46.12.025040	25	35	40	40	5	5	-	20
E46.12.032050	32	44	50	50	6	8	-	25
E46.12.040063	40	52	60	63	8	8	41	38,5
E46.12.050080	50	63	71	80	10	8	49	46
E46.12.063100	63	80	90	100	12	10	57,5	55
E46.12.080125	80	100	112	125	16	10	72	70
E46.12.100160	100	125	140	160	20	10	85	81

BUSH SELF-LUBRICATING FÜHRUNGSBUCHSE BOCCOLA AUTOLUBRIFICANTE



Warning: other dimensions on request.

Actung: Sonstige Abmessungen auf Anfrage.

Attenzione: altre dimensioni a richiesta

Notes

Material: Bronze + Graphite
HB > 190

ORDER EXAMPLE	Art.	D1=25	D2=35	L=35
	E46.20.	025	035	035

D1	8	10	12	14	16	18	20	20	25	25	30	30	35
D2	12	14	18	20	22	24	28	30	33	35	38	40	45
R	0,5	0,5	0,5	0,5	0,75	0,75	0,75	0,75	0,75	0,75	0,75	0,75	0,75
L2	2	2	2	2	2	2	4	4	4	4	4	4	4
L1													
8	•	•											
10	•	•											
12	•	•	•	•	•								
15	•	•	•	•	•	•	•						
16			•	•	•	•	•	•	•	•			
20		•	•	•	•	•	•	•	•	•			•
25			•	•	•	•	•	•	•	•			•
30			•	•	•	•	•	•	•	•	•		•
35					•	•	•	•	•	•	•	•	•
40					•	•	•	•	•	•	•	•	•
50							•		•	•	•	•	•
60									•				•
70													
80													
90													
100													
110													
120													
130													
140													
150													

**BUSH SELF-LUBRICATING
FÜHRUNGSBUCHSE
BOCCOLA AUTOLUBRIFICANTE**

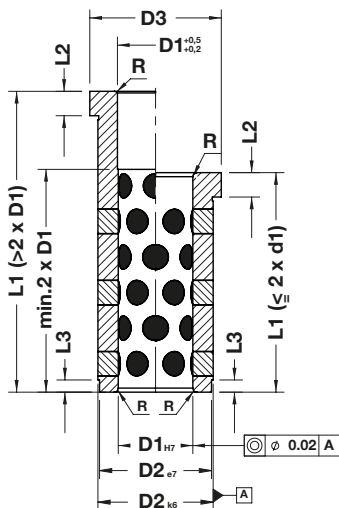
D1	40	40	45	45	50	50	50	50	60	60	65	70	70
D2	50	55	55	60	60	62	65	55	74	75	80	85	90
R	1,5	1,5	1,5	1,5	1,5	1,5	2	2	2	2	2	2	2
L2	4	4	4	4	4	4	4	4	4	4	4	4	4
L1													
8													
10													
12													
15													
16													
20	•	•											
25	•	•											
30	•	•	•	•		•	•		•	•			
35	•	•	•	•		•	•		•	•		•	
40	•	•	•	•	•	•	•	•	•	•		•	
50	•	•	•	•	•	•	•	•	•	•	•	•	•
60	•	•	•	•	•	•	•	•	•	•	•	•	•
70	•			•	•	•	•	•	•	•	•	•	•
80	•			•	•		•		•	•	•	•	•
90													
100							•			•		•	
110													
120													
130													
140													
150													

D1	75	75	80	80	90	110	120	130	140	150	160
D2	90	95	96	100	110	130	140	150	160	170	180
R	2	2	2	2	2	2	2	2	2	2	2
L2	4	4	4	4	4	4	4	4	4	4	4
L1											
8											
10											
12											
15											
16											
20											
25											
30											
35											
40			•	•							
50			•	•							
60	•	•	•	•	•						
70	•	•	•	•	•						
80	•	•	•	•	•	•	•				
90											
100	•	•	•	•	•	•	•	•	•	•	•
110											
120			•	•	•	•	•	•			
130								•			
140				•			•		•		
150										•	•

Sliding Elements



BUSH SELF-LUBRICATING FÜHRUNGSBUCHSE BOCCOLA AUTOLUBRIFICANTE



WEB



Warning: other dimensions on request.

Actung: Sonstige Abmessungen auf Anfrage.

Attenzione: altre dimensioni a richiesta

Notes

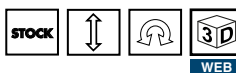
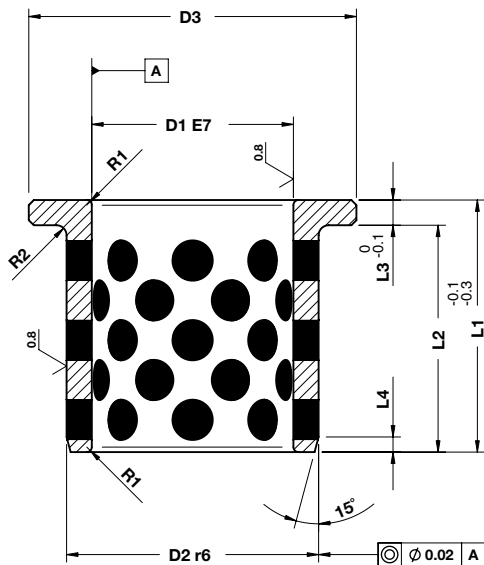
Material: Bronze + Graphite
HB > 190

ORDER EXAMPLE	Art.	D1=18	D2=26	L1=36
	E46.21.	018	026	036

D1	9-10	12	14-15	16	18-20	22-24	30-32	40-42	50	60
D2	14	18	20	22	26	30	42	54	66	80
D3	16	23	25	27	31	35	47	60	72	86
R	0,5	1	1	2	2	3	3	3	3	3
L2	3	6	6	6	6	6	6	10	10	20
L3	1,5	2	2	2	2	3	4	5	5	5

L1										
12	•									
17	•	•	•	•	•	•				
22	•	•	•	•	•	•				
27	•	•	•	•	•	•	•			
36	•	•	•	•	•	•	•			
46	•	•	•	•	•	•	•	•		
56	•	•	•	•	•	•	•	•		
66					•	•	•	•		
76					•	•	•	•	•	
86						•	•	•	•	
96						•	•	•	•	•
116							•	•	•	•
136								•	•	•
156								•	•	•
196									•	•

BUSH SELF-LUBRICATING
FÜHRUNGSBUCHSE
BOCCOLA AUTOLUBRIFICANTE



Notes

Material: Bronze + Graphite
HB > 190

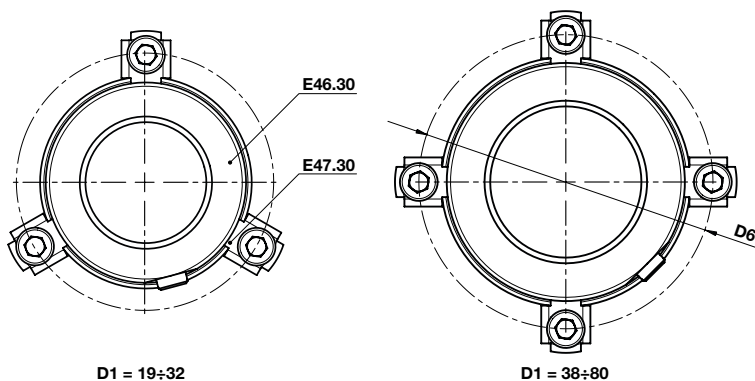
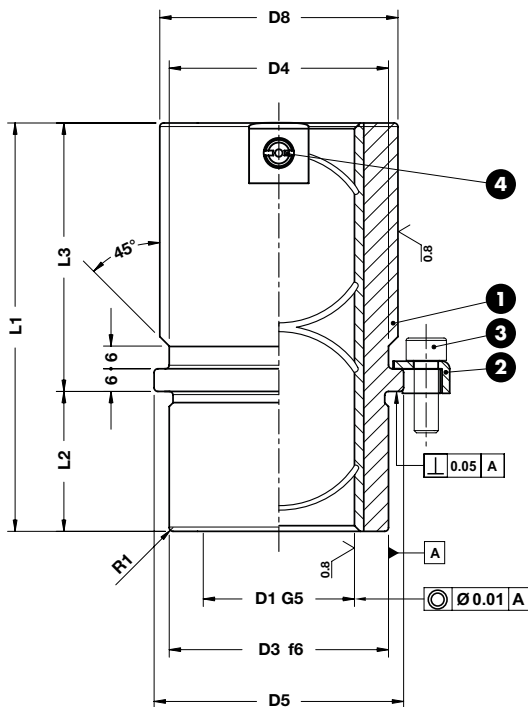
Art.	D1=10	L1=20
E46.22.	010	020

OMCR CODE	D1	D2	D3	L1	L2	L3	L4	R1	R2
E46.22.010015	10	14	22	15	13	2	2	1	0,4
E46.22.010020	10	14	22	20	18	2	2	1	0,4
E46.22.012015	12	18	25	15	12	3	2	1	0,4
E46.22.012020	12	18	25	20	17	3	2	1	0,4
E46.22.013015	13	19	26	15	12	3	2	1	0,4
E46.22.013020	13	19	26	20	17	3	2	1	0,4
E46.22.014015	14	20	27	15	12	3	2	1	0,4
E46.22.014020	14	20	27	20	17	3	2	1	0,4
E46.22.015015	15	21	28	15	12	3	2	1	0,5

OMCR CODE	D1	D2	D3	L1	L2	L3	L4	R1	R2
E46.22.015020	15	21	28	20	17	3	2	1	0,5
E46.22.015025	15	21	28	25	22	3	2	1	0,5
E46.22.015030	15	21	28	30	27	3	2	1	0,5
E46.22.016015	16	22	29	15	12	3	2	1	0,5
E46.22.016020	16	22	29	20	17	3	2	1	0,5
E46.22.016025	16	22	29	25	22	3	2	1	0,5
E46.22.016030	16	22	29	30	27	3	2	1	0,5
E46.22.020015	20	30	40	15	10	5	3	2	0,5
E46.22.020020	20	30	40	20	15	5	3	2	0,5
E46.22.020025	20	30	40	25	20	5	3	2	0,5
E46.22.020030	20	30	40	30	25	5	3	2	0,5
E46.22.020040	20	30	40	40	35	5	3	2	0,5
E46.22.025015	25	35	45	15	10	5	3	2	0,5
E46.22.025020	25	35	45	20	15	5	3	2	0,5
E46.22.025025	25	35	45	25	20	5	3	2	0,5
E46.22.025030	25	35	45	30	25	5	3	2	0,5
E46.22.025040	25	35	45	40	35	5	3	2	0,5
E46.22.030020	30	40	50	20	15	5	3	2	0,5
E46.22.030025	30	40	50	25	20	5	3	2	0,5
E46.22.030030	30	40	50	30	25	5	3	2	0,5
E46.22.030035	30	40	50	35	30	5	3	2	0,5
E46.22.030040	30	40	50	40	35	5	3	2	0,5
E46.22.030050	30	40	50	50	45	5	3	2	0,5
E46.22.031020	31,5	40	50	20	15	5	3	2	0,6
E46.22.031035	31,5	40	50	35	30	5	3	2	0,6
E46.22.035020	35	45	60	20	15	5	3	2	0,6
E46.22.035030	35	45	60	30	25	5	3	2	0,6
E46.22.035040	35	45	60	40	35	5	3	2	0,6
E46.22.035050	35	45	60	50	45	5	3	2	0,6
E46.22.040020	40	50	65	20	15	5	3	2	0,6
E46.22.040030	40	50	65	30	25	5	3	2	0,6
E46.22.040040	40	50	65	40	35	5	3	2	0,6
E46.22.040050	40	50	65	50	45	5	3	2	0,6
E46.22.045030	45	55	70	30	25	5	3	2	0,6
E46.22.045040	45	55	70	40	35	5	3	2	0,6
E46.22.045050	45	55	70	50	45	5	3	2	0,6
E46.22.045060	45	55	70	60	55	5	3	2	0,6
E46.22.050030	50	60	75	30	25	5	3	2	0,6
E46.22.050040	50	60	75	40	35	5	3	2	0,6
E46.22.050050	50	60	75	50	45	5	3	2	0,6
E46.22.050060	50	60	75	60	55	5	3	2	0,6
E46.22.055040	55	65	80	40	35	5	3	2	0,7
E46.22.055060	55	65	80	60	55	5	3	2	0,7
E46.22.060040	60	75	90	40	32,5	7,5	4	3	0,7
E46.22.060050	60	75	90	50	42,5	7,5	4	3	0,7
E46.22.060080	60	75	90	80	72,5	7,5	4	3	0,7
E46.22.063067	63	75	85	67,5	60	7,5	4	3	0,7
E46.22.070050	70	85	105	50	42,5	7,5	4	3	0,7
E46.22.070080	70	85	105	80	72,5	7,5	4	3	0,7
E46.22.075060	75	90	110	60	52,5	7,5	4	3	0,7
E46.22.080060	80	100	120	60	50	10	4	3	0,8
E46.22.080080	80	100	120	80	70	10	4	3	0,8
E46.22.080100	80	100	120	100	90	10	4	3	0,8
E46.22.090060	90	110	130	60	50	10	4	3	0,8
E46.22.090080	90	110	130	80	70	10	4	3	0,8
E46.22.100080	100	120	150	80	70	10	4	3	0,8
E46.22.100100	100	120	150	100	90	10	4	3	0,8
E46.22.120080	120	140	170	80	70	10	4	3	0,8
E46.22.120100	120	140	170	100	90	10	4	3	0,8

Sliding Elements

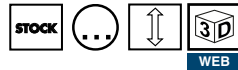
BUSH BRONZEPLATED ISO 9448-6
FÜHRUNGSBUCHSE MIT BUND BRONZEPLATTIERT ISO 9448-6
BOCCOLA CON RIPORTO IN BRONZO ISO 9448-6



BUSH BRONZEPLATED ISO 9448-6
FÜHRUNGSBUCHSE MIT BUND BRONZEPLATTIERT ISO 9448-6
BOCCOLA CON RIPORTO IN BRONZO ISO 9448-6

Notes

- 1 **Material:** Steel + Bronze - **HRC:** 54÷58 - **HB** > 190
- 2 E47.30.
- 3 M6x20 DIN 7984
- 4 Grease nipple DIN 3405 - A M8x1



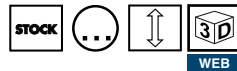
	Art.	D1=20	L1=59
	E46.30.	020	059

OMCR CODE	D1	D3	D4	D5	D6	D8	L1	L2	L3
E46.30.019059	19	32	32	40	52	39	59	23	36
E46.30.020059	20	32	32	40	52	39	59	23	36
E46.30.024079	24	40	40	48	60	46	79	23	56
E46.30.025079	25	40	40	48	60	46	79	23	56
E46.30.030093	30	48	48	56	67	53	93	30	63
E46.30.032093	32	48	48	56	67	53	93	30	63
E46.30.038108	38	58	58	66	77	63	108	37	71
E46.30.040108	40	58	58	66	77	63	108	37	71
E46.30.048127	48	70	70	80	91	77	127	47	80
E46.30.050127	50	70	70	80	91	77	127	47	80
E46.30.060150	60	85	85	95	106	92	150	60	90
E46.30.063150	63	85	85	95	106	92	150	60	90
E46.30.080150	80	105	105	118	129	115	150	60	90

BUSH BRONZEPLATED ISO 9448-6
FÜHRUNGSBUCHSE MIT BUND BRONZEPLATTIERT ISO 9448-6
BOCCOLA CON RIPORTO IN BRONZO ISO 9448-6

Notes

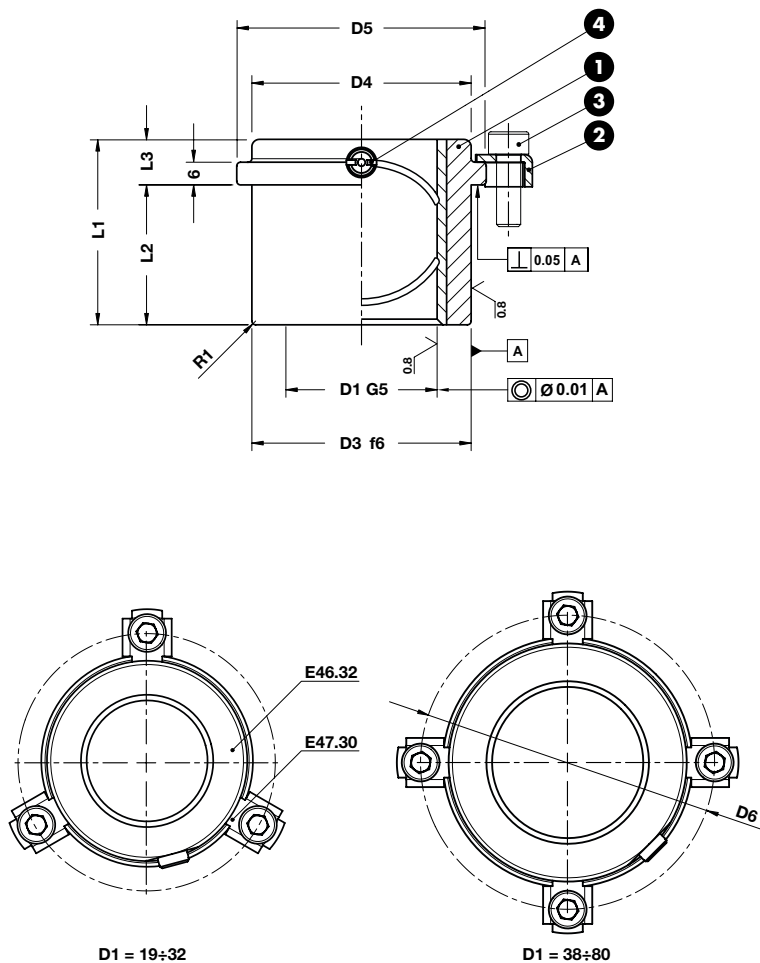
- 1 **Material:** Steel + Bronze - **HRC:** 54÷58 - **HB** > 190
- 2 E47.30.
- 3 M6x20 DIN 7984
- 4 Grease nipple DIN 3405 - A M8x1



ORDER SAMPLE	Art.	D1=20	L1=43
	E46.31.	020	043

OMCR CODE	D1	D3	D4	D5	D6	D8	L1	L2	L3
E46.31.019043	19	32	32	40	52	39	43	23	20
E46.31.020043	20	32	32	40	52	39	43	23	20
E46.31.024059	24	40	40	48	60	46	59	23	36
E46.31.025059	25	40	40	48	60	46	59	23	36
E46.31.030075	30	48	48	56	67	53	75	30	45
E46.31.032075	32	48	48	56	67	53	75	30	45
E46.31.038082	38	58	58	66	77	63	82	37	45
E46.31.040082	40	58	58	66	77	63	82	37	45
E46.31.048097	48	70	70	80	91	77	97	47	50
E46.31.050097	50	70	70	80	91	77	97	47	50
E46.31.060116	60	85	85	95	106	92	116	60	56
E46.31.063116	63	85	85	95	106	92	116	60	56
E46.31.080120	80	105	105	118	129	115	120	60	60

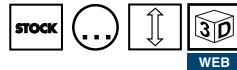
BUSH BRONZEPLATED ISO 9448-6
FÜHRUNGSBUCHSE MIT BUND BRONZEPLATTIERT ISO 9448-6
BOCCOLA CON RIPORTO IN BRONZO ISO 9448-6



BUSH BRONZEPLATED ISO 9448-6
FÜHRUNGSBUCHSE MIT BUND BRONZEPLATTIERT ISO 9448-6
BOCCOLA CON RIPORTO IN BRONZO ISO 9448-6

Notes

- 1 **Material:** Steel + Bronze - **HRC:** 54÷58 - **HB** > 190
- 2 E47.30.
- 3 M6x20 DIN DIN 7984
- 4 Grease nipple DIN 3405 - A M8x1

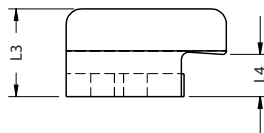


WEB

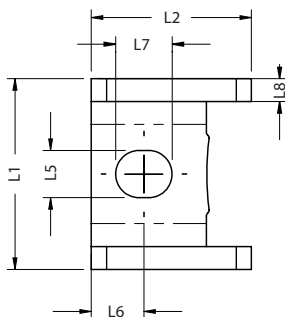
ORDER SAMPLE	Art.	D1=20	L1=35
	E46.32.	020	035

OMCR CODE	D1	D3	D4	D5	D6	L1	L2	L3
E46.32.019035	19	32	32	40	52	35	23	12
E46.32.020035	20	32	32	40	52	35	23	12
E46.32.024035	24	40	40	48	60	35	23	12
E46.32.025035	25	40	40	48	60	35	23	12
E46.32.030042	30	48	48	56	67	42	30	12
E46.32.032042	32	48	48	56	67	42	30	12
E46.32.038052	38	58	58	66	77	52	37	15
E46.32.040052	40	58	58	66	77	52	37	15
E46.32.048065	48	70	70	80	91	65	47	18
E46.32.050065	50	70	70	80	91	65	47	18
E46.32.060080	60	85	85	95	106	80	60	20
E46.32.063080	63	85	85	95	106	80	60	20
E46.32.080080	80	105	105	118	129	80	60	20

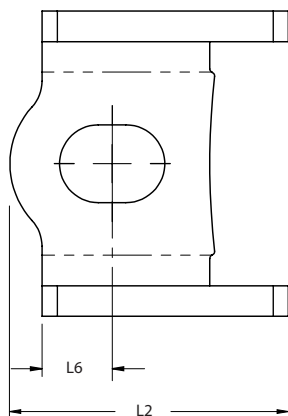
TOE CLAMP HALTESTÜCK RITEGNO PER BOCCOLA



FORM A



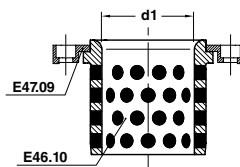
FORM B



Notes

Material: St37

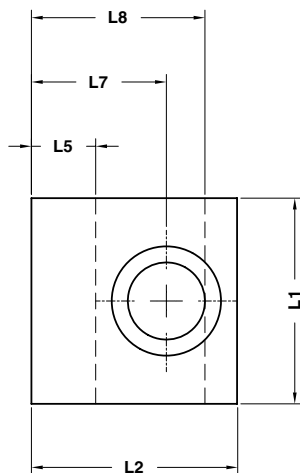
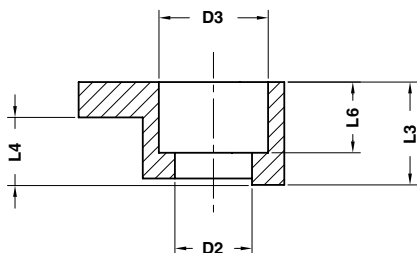
Application example



ORDER EXAMPLE	Art.	L1=25	L2=21	L3=11,5
	E47.09.	25	21	11

OMCR CODE	L1	L2	L3	L4	L5	L6	L7	L8	FORM
E47.09.252111	25	21	11,5	5,7	6,2	6,9	7,4	3	A
E47.09.403517	40	35,8	19	9,3	10,2	9,2	13,8	4	B

TOE CLAMP FOR BUSH SELF-LUBRICATING DIN 9832
HALTESTÜCK FÜR BUCHSE DIN 9832
RITEGNO PER BOCCOLA AUTOLUBRIFICANTE DIN 9832

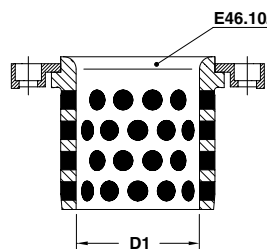


Notes

Material: CK45

Screw included and delivered in plastic bag of 4 pieces each.


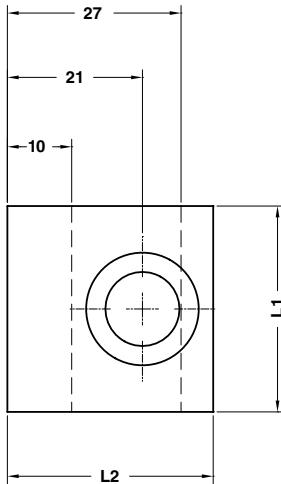
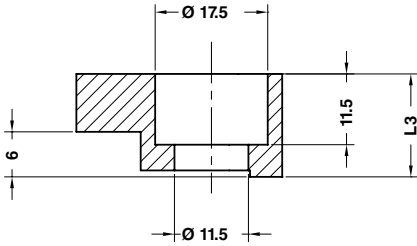
Application example



ORDER EXAMPLE	Art.	L1=20	L2=20	L3=10
	E47.10.	20	20	10

OMCR CODE	D1	L1	L2	L3	L4	L5	L6	L7	L8	D2	D3	Screw
E47.10.202010	25÷50	20	20	10	6,3	5	7	12,5	16	7	11	M6x16 DIN 912
E47.10.323216	63÷160	32	32	16	10	10	11,5	21	27	11,5	18	M10x20 DIN 912

TOE CLAMP FOR BUSH SELF-LUBRICATING NAAMS
HALTESTÜCK FÜR BUCHSE NAAMS
RITEGNO PER BOCCOLA AUTOLUBRIFICANTE NAAMS

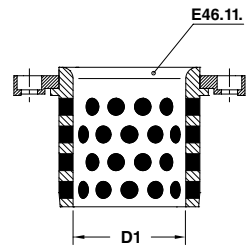


Notes

Material: CK45

Screw included and delivered in plastic bag of 4 pieces each.

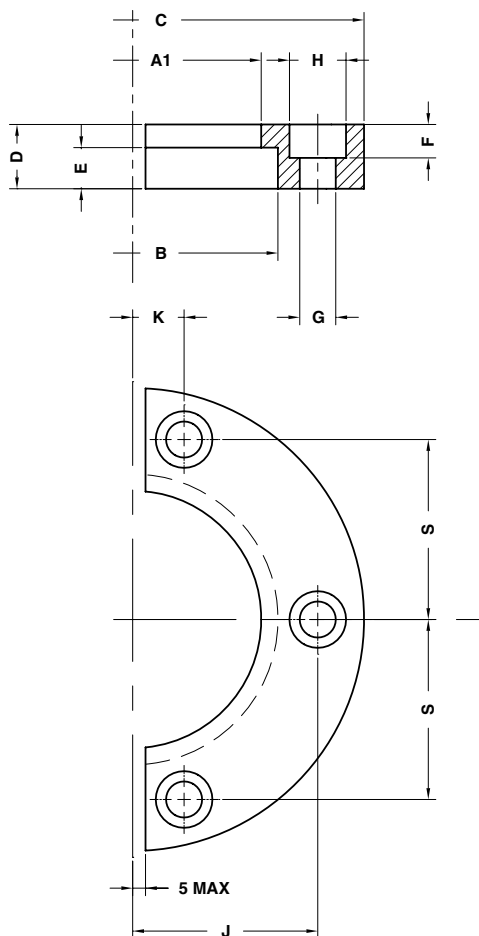
Application example



	Art.	L1=32	L2=32	L3=16
	E47.11.	32	32	16

OMCR CODE	L1	L2	L3	Screw
E47.11.323216	32	32	16	M10x20 DIN 912

TOE CLAMP FOR BUSH SELF-LUBRICATING AFNOR HALTESTÜCK FÜR BUCHSE AFNOR RITEGNO PER BOCCOLA AUTOLUBRIFICANTE AFNOR

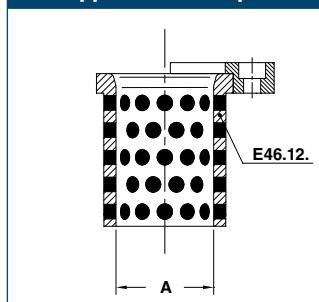


Notes

Material: CK45

Screw included and delivered in plastic bag of 3 pieces each.

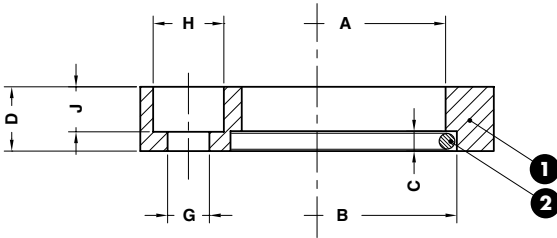
Application example



	Art.	A=63
	E47.12.	063

OMCR CODE	A	A1	B	C	D	E	F	G	H	K	J	S
E47.12.025	25	32	41	72	10	5	7	6,6	12	20	-	20
E47.12.032	32	40	51	80	12	6	7	6,6	12	21	-	25
E47.12.040	40	50	61	100	12	8	7	6,6	12	14	41	38,5
E47.12.050	50	63	72	125	16	10	9	9	16	17	49	46
E47.12.063	63	80	91	140	20	12	11	11	18	17	57,5	55
E47.12.080	80	100	113	180	25	16	13	14	22	20	72	70
E47.12.100	100	125	141	200	32	20	13	14	22	25	85	81

GUIDE POST RETAINER AFNOR HALTESTÜCK FÜR FÜHRUNGSSÄULE AFNOR RITEGNO PER COLONNA GUIDA AFNOR

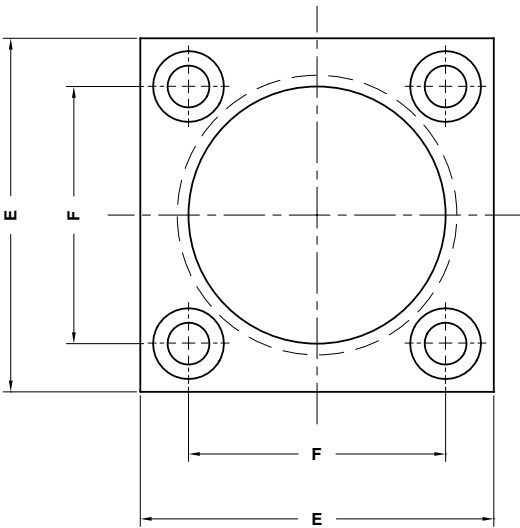


Notes

1 Material: CK45

2 E47.14

Screw included and delivered in plastic bag of 4 pieces each.



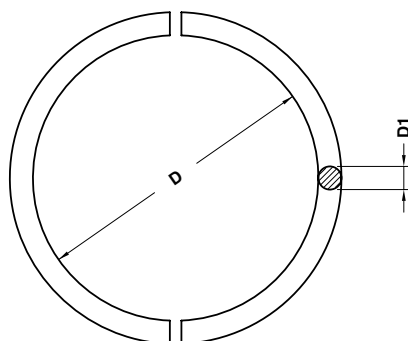
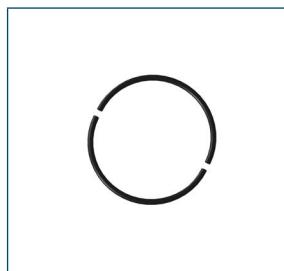
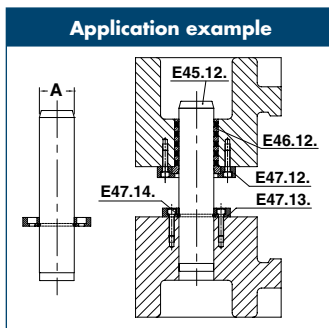
ORDER EXAMPLE	Art.	A=63
	E47.13.	063

OMCR CODE	A	B	C	D	E	F	G	H	J
E47.13.025	25	28	2,7	10	45	31	6,6	11	7
E47.13.032	32	37	4,2	10	56	36	6,6	11	7
E47.13.040	40	45	4,2	12	70	50	6,6	11	7
E47.13.050	50	55	4,2	14	80	55	9	15	9
E47.13.063	63	70	6,2	18	100	70	11	18	11
E47.13.080	80	87	6,2	20	110	80	13,5	20	13
E47.13.100	100	107	6,2	20	140	100	13,5	20	13

GUIDE POST RETAINER RING AFNOR HALTERING FÜR FÜHRUNGSSÄULE AFNOR ANELLO DI TENUTA PER COLONNA GUIDA AFNOR

Notes

Material: St37



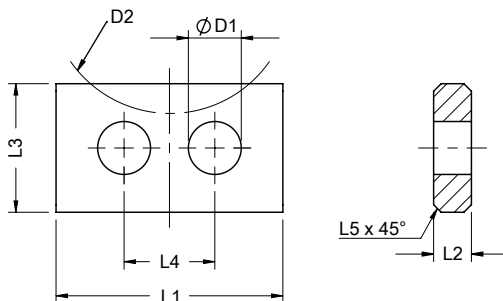
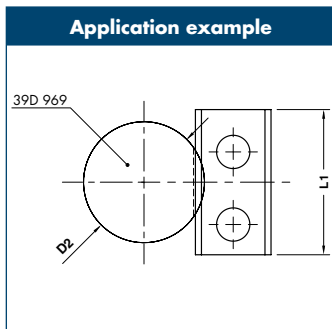
	Art.	A=63
	E47.14.	063

OMCR CODE	A	D	D1
E47.14.025	25	22,5	2,5
E47.14.032	32	28	4
E47.14.040	40	36	4
E47.14.050	50	46	4
E47.14.063	63	57	6
E47.14.080	80	74	6
E47.14.100	100	94	6

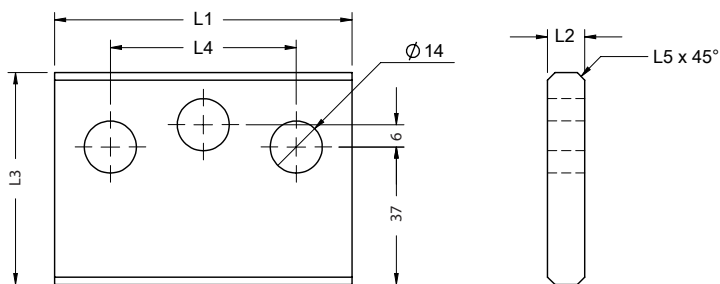
Sliding Elements

RETAINER SICHERUNGSPLATTE PIASTRINA

Notes
Material: St37



FORM A



FORM B

Art.	L1=40	L2=5	L3=20
E47.15.	040	05	020

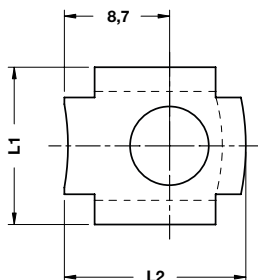
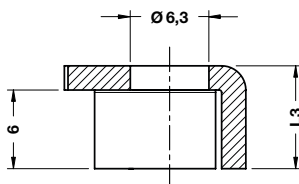
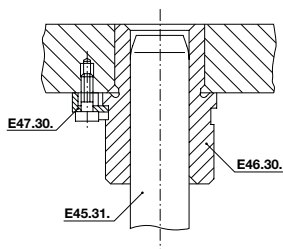
OMCR CODE	L1	L2	L3	L4	L5	D1	D2	FORM
E47.15.04005020	40	5	20	20	1	9	25 - 32	A
E47.15.04808025	48	8	25	24	2	11	40 - 50	A
E47.15.06010034	60	10	34	30	2	14	63 - 80	A
E47.15.08010057	80	10	57	50	2	15	100-125	B

TOE CLAMP HALTESTÜCK RITEGNO

Notes

Material: Steel
Screw not included

Application example



ORDER EXAMPLE	Art.	L1=13	L2=15	L3=8,5
	E47.30.	13	15	85

OMCR CODE	L1	L2	L3	Screw
E47.30.131585	13	15	8,5	M6x20 DIN 7984

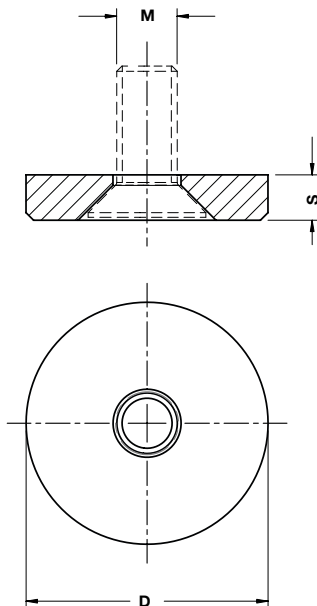
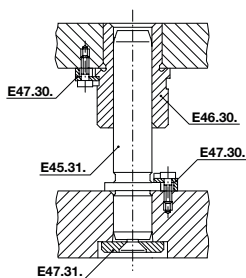
Sliding Elements

RETAINING DISC HALTESCHEIBE DISCO DI FISSAGGIO

Notes

Material: CK45
Screw not included

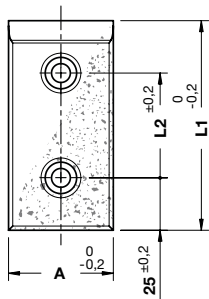
Application example



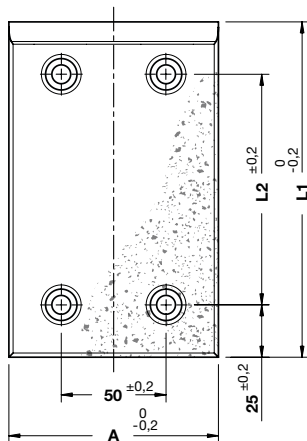
ORDER EXAMPLE	Art.	D= 25
	E47.31.	025

OMCR CODE	D	S	M
E47.31.022	22	6	8
E47.31.025	25	6	8
E47.31.032	32	6	8
E47.31.040	40	6	8
E47.31.050	50	6	8
E47.31.060	60	6	8
E47.31.070	70	6	8
E47.31.093	93	12	12

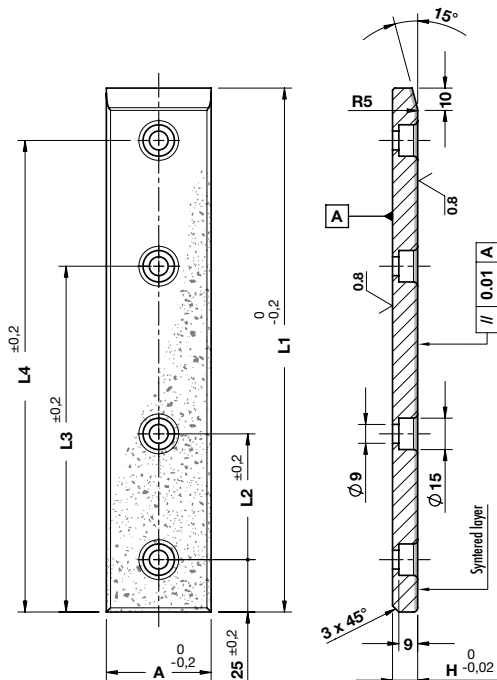
SINTERED STEEL WEAR PLATE TYPE VDI 3357
GLEITPLATTE STAHL MIT SINTERGLEITFLÄCHE TIP VDI 3357
PIASTRA GUIDA IN ACCIAIO SINTERIZZATO TIPO VDI 3357



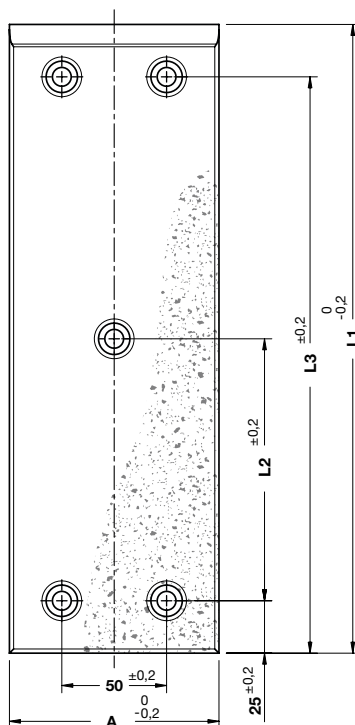
FORM A



FORM B



FORM C

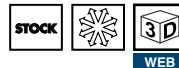


FORM D

SINTERED STEEL WEAR PLATE TYPE VDI 3357
GLEITPLATTE STAHL MIT SINTERGLEITFLÄCHE TIP VDI 3357
PIASTRA GUIDA IN ACCIAIO SINTERIZZATO TIPO VDI 3357

Notes

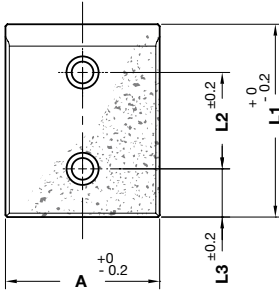
Material: Steel + SINT300®



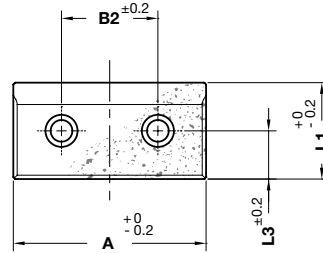
ORDER EXAMPLE	Art.	A=50	H=12	L1=80
	E50.06.	050	12	080

OMCR CODE	A	H	L1	L2	L3	L4	FORM
E50.06.03012080	30	12	80	30	-	-	A
E50.06.03012100	30	12	100	50	-	-	A
E50.06.03012125	30	12	125	75	-	-	A
E50.06.03012160	30	12	160	110	-	-	A
E50.06.03012200	30	12	200	150	-	-	A
E50.06.04012080	40	12	80	30	-	-	A
E50.06.04012100	40	12	100	50	-	-	A
E50.06.04012125	40	12	125	75	-	-	A
E50.06.04012160	40	12	160	110	-	-	A
E50.06.04012200	40	12	200	150	-	-	A
E50.06.05012080	50	12	80	30	-	-	A
E50.06.05012100	50	12	100	50	-	-	A
E50.06.05012125	50	12	125	75	-	-	A
E50.06.05012160	50	12	160	110	-	-	A
E50.06.05012200	50	12	200	150	-	-	A
E50.06.05012250	50	12	250	60	165	225	C
E50.06.05012300	50	12	300	80	195	275	C
E50.06.05012350	50	12	350	100	225	325	C
E50.06.05012400	50	12	400	120	255	375	C
E50.06.06012080	60	12	80	30	-	-	A
E50.06.06012100	60	12	100	50	-	-	A
E50.06.06012125	60	12	125	75	-	-	A
E50.06.06012160	60	12	160	110	-	-	A
E50.06.06012200	60	12	200	150	-	-	A
E50.06.08012080	80	12	80	30	-	-	A
E50.06.08012100	80	12	100	50	-	-	A
E50.06.08012125	80	12	125	75	-	-	A
E50.06.08012160	80	12	160	110	-	-	A
E50.06.08012200	80	12	200	150	-	-	A
E50.06.10012125	100	12	125	75	-	-	B
E50.06.10012160	100	12	160	110	-	-	B
E50.06.10012200	100	12	200	150	-	-	B
E50.06.10012250	100	12	250	200	-	-	B
E50.06.10012300	100	12	300	125	275	-	D

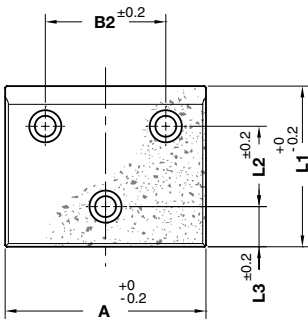
SINTERED STEEL WEAR PLATE TYPE VDI 3357
GLEITPLATTE STAHL MIT SINTERGLEITFLÄCHE TIP VDI 3357
PIASTRA GUIDA IN ACCIAIO SINTERIZZATO TIPO VDI 3357



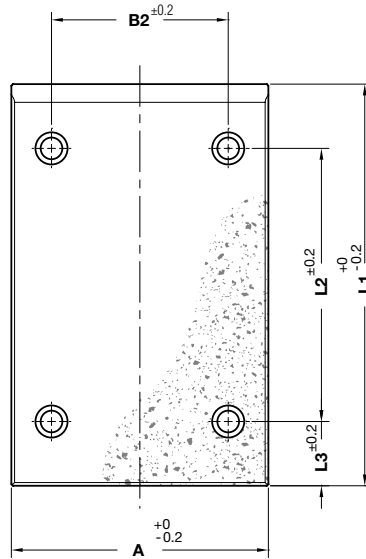
FORM A



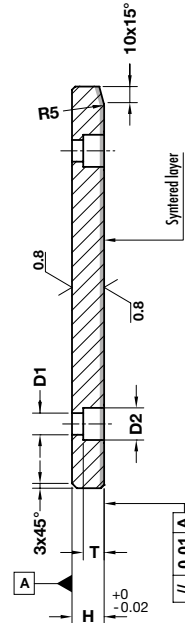
FORM B



FORM C



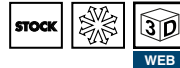
FORM D



SINTERED STEEL WEAR PLATE TYPE VDI 3357 GLEITPLATTE STAHL MIT SINTERGLEITFLÄCHE TIP VDI 3357 PIASTRA GUIDA IN ACCIAIO SINTERIZZATO TIPO VDI 3357

Notes

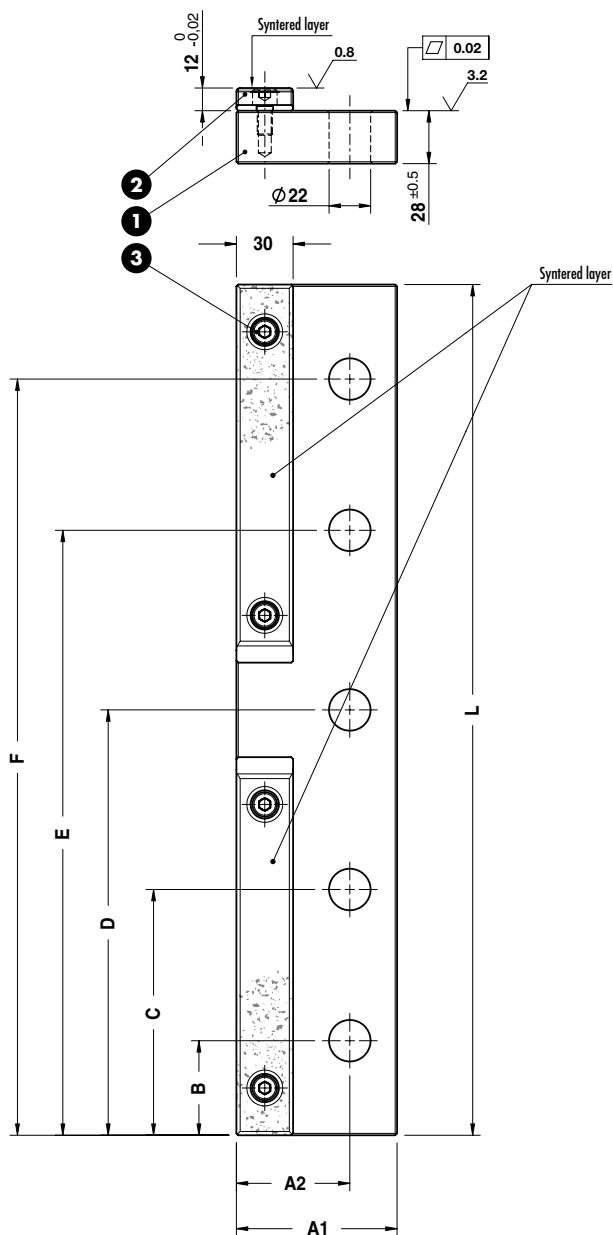
Material: Steel + SINT300®



	Art.	A=125	H=20	L1=50
	E50.12.	125	20	050

OMCR CODE	A	H	L1	B2	L2	L3	D1	D2	T	Form
E50.12.05020080	50	20	80	-	30	25	9	15	9	A
E50.12.05020100	50	20	100	-	50	25	13,5	20	13	A
E50.12.05020125	50	20	125	-	75	25	13,5	20	13	A
E50.12.05020160	50	20	160	-	110	25	13,5	20	13	A
E50.12.05020200	50	20	200	-	150	25	13,5	20	13	A
E50.12.08020050	80	20	50	30	-	25	9	15	9	B
E50.12.08020080	80	20	80	-	30	25	13,5	20	13	A
E50.12.08020100	80	20	100	-	50	25	13,5	20	13	A
E50.12.08020125	80	20	125	-	75	25	13,5	20	13	A
E50.12.08020160	80	20	160	-	110	25	13,5	20	13	A
E50.12.08020200	80	20	200	-	150	25	13,5	20	13	A
E50.12.08020250	80	20	250	-	170	40	13,5	20	13	A
E50.12.10020050	100	20	50	50	-	25	13,5	20	13	B
E50.12.10020080	100	20	80	50	-	40	13,5	20	13	B
E50.12.10020100	100	20	100	-	50	25	13,5	20	13	A
E50.12.10020125	100	20	125	-	75	25	13,5	20	13	A
E50.12.10020160	100	20	160	-	110	25	13,5	20	13	A
E50.12.10020200	100	20	200	-	150	25	13,5	20	13	A
E50.12.10020250	100	20	250	-	170	40	13,5	20	13	A
E50.12.10020315	100	20	315	-	235	40	13,5	20	13	A
E50.12.12520050	125	20	50	75	-	25	13,5	20	13	B
E50.12.12520080	125	20	80	75	-	40	13,5	20	13	B
E50.12.12520100	125	20	100	75	50	25	13,5	20	13	C
E50.12.12520125	125	20	125	75	75	25	13,5	20	13	C
E50.12.12520160	125	20	160	75	110	25	13,5	20	13	C
E50.12.12520200	125	20	200	75	150	25	13,5	20	13	C
E50.12.12520250	125	20	250	75	170	40	13,5	20	13	C
E50.12.12520315	125	20	315	75	235	40	13,5	20	13	C
E50.12.16020050	160	20	50	110	-	25	13,5	20	13	B
E50.12.16020080	160	20	80	110	-	40	13,5	20	13	B
E50.12.16020100	160	20	100	110	50	25	13,5	20	13	C
E50.12.16020125	160	20	125	110	75	25	13,5	20	13	C
E50.12.16020160	160	20	160	110	110	25	13,5	20	13	C
E50.12.16020200	160	20	200	110	150	25	13,5	20	13	C
E50.12.16020250	160	20	250	110	170	40	13,5	20	13	D
E50.12.16020315	160	20	315	110	235	40	13,5	20	13	D

SINTERED STEEL WEAR PLATE
GLEITPLATTE STAHL MIT SINTERGLEITFLÄCHE
PIASTRA GUIDA IN ACCIAIO SINTERIZZATO

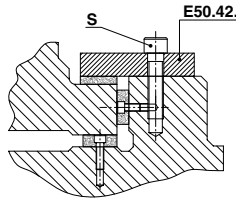


SINTERED STEEL WEAR PLATE GLEITPLATTE STAHL MIT SINTERGLEITFLÄCHE PIASTRA GUIDA IN ACCIAIO SINTERIZZATO

Notes

- 1 **Material:** CK45
- 2 E50.06.
- 3 DIN 912 M8x16

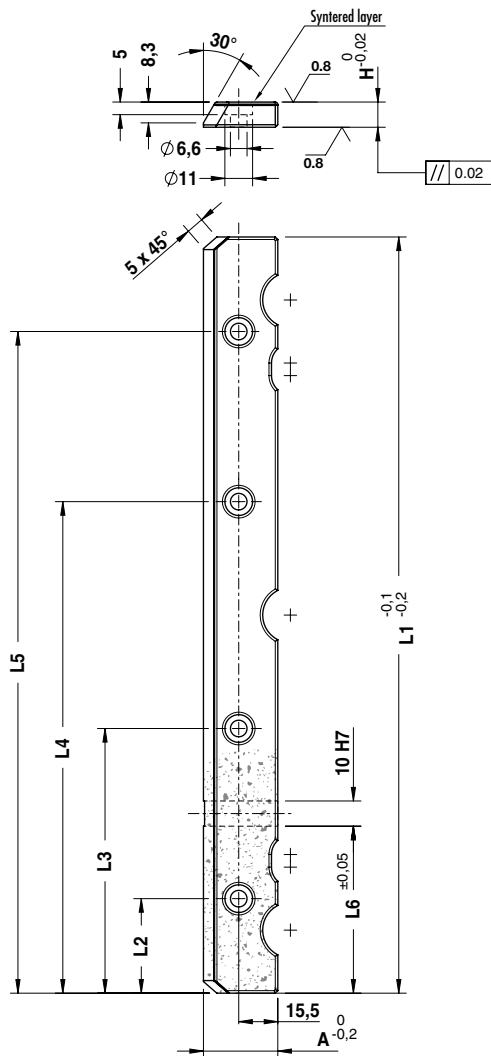
Application example



ORDER EXAMPLE	Art.	A1=85	L=200
	E50.42.	085	200

OMCR CODE	A1	L	A2	B	C	D	E	F	S
E50.42.085160	85	160	60	45	115	-	-	-	Nr2 - M20x60
E50.42.085200	85	200	60	45	155	-	-	-	Nr2 - M20x60
E50.42.085250	85	250	60	45	125	205	-	-	Nr3 - M20x60
E50.42.085300	85	300	60	45	150	255	-	-	Nr3 - M20x60
E50.42.085350	85	350	60	45	175	305	-	-	Nr3 - M20x60
E50.42.085400	85	400	60	45	125	200	275	355	Nr5 - M20x60
E50.42.085450	85	450	60	50	130	225	320	400	Nr5 - M20x60
E50.42.085500	85	500	60	50	130	250	370	450	Nr5 - M20x60
E50.42.125160	125	160	75	45	115	-	-	-	Nr2 - M20x60
E50.42.125200	125	200	75	45	155	-	-	-	Nr2 - M20x60
E50.42.125250	125	250	75	45	125	205	-	-	Nr3 - M20x60
E50.42.125300	125	300	75	45	150	255	-	-	Nr3 - M20x60
E50.42.125350	125	350	75	45	175	305	-	-	Nr3 - M20x60
E50.42.125400	125	400	75	45	125	200	275	355	Nr5 - M20x60
E50.42.125450	125	450	75	50	130	225	320	400	Nr5 - M20x60
E50.42.125500	125	500	75	50	130	250	370	450	Nr5 - M20x60

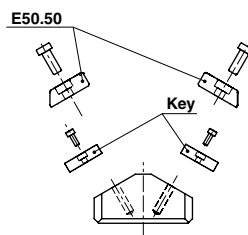
SINTERED STEEL WEAR PLATE GLEITPLATTE STAHL MIT SINTERGLEITFLÄCHE PIASTRA GUIDA IN ACCIAIO SINTERIZZATO



Notes

Material: Steel + SINT300®

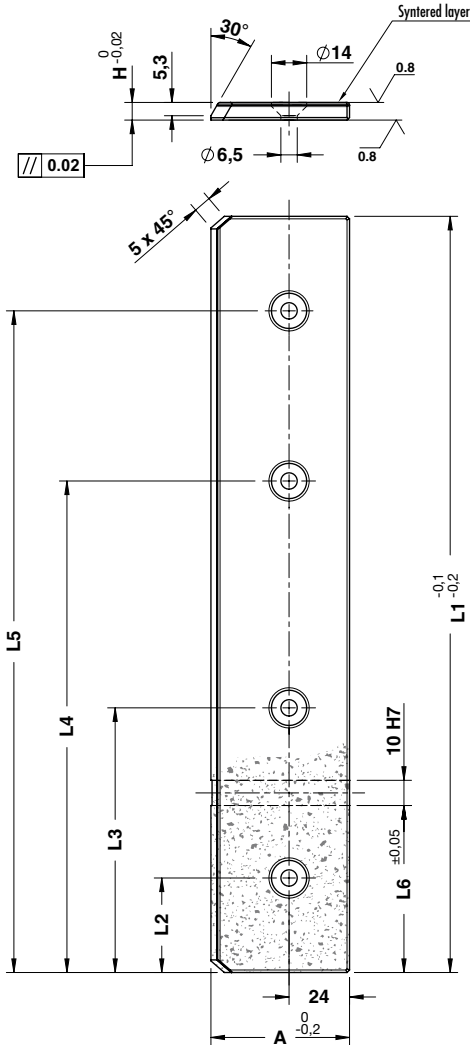
Application example



Art.	A=29,5	H=10	L1=200
E50.50	030	10	200

OMCR CODE	A	H	L1	L2	L3	L4	L5	L6
E50.50.03010150	29,5	10	150	18,5	75	131,5	-	36
E50.50.03010200	29,5	10	200	30,5	100	169,5	-	70
E50.50.03010250	29,5	10	250	35	90	160	215	70
E50.50.03010300	29,5	10	300	37,5	105	195	262,5	66,25

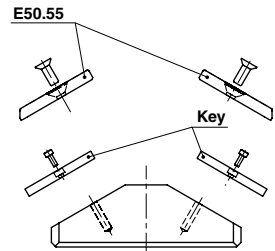
SINTERED STEEL WEAR PLATE
GLEITPLATTE STAHL MIT SINTERGLEITFLÄCHE
PIASTRA GUIDA IN ACCIAIO SINTERIZZATO



Notes

Material: Steel + SINT300®

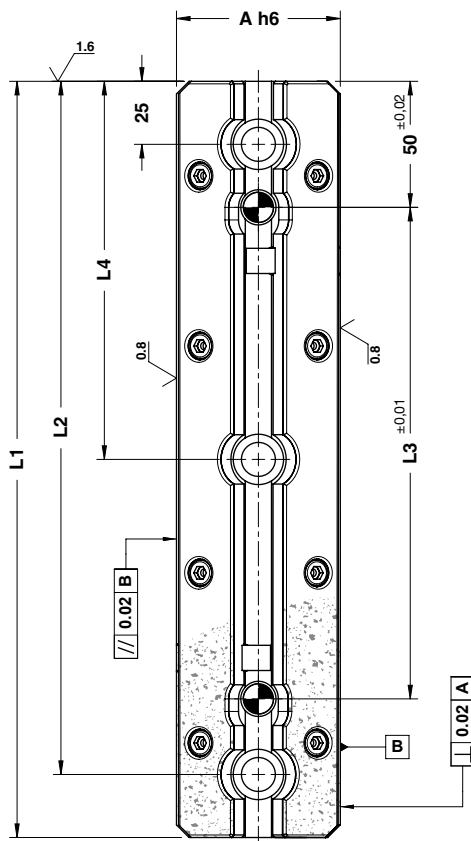
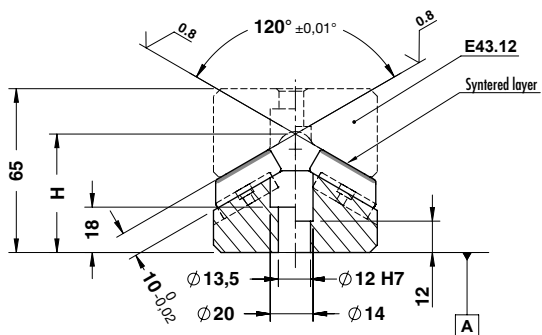
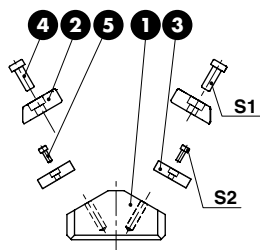
Application example



ORDER EXAMPLE	Art.	A=30	H=7	L1=200
	E50.55	030	07	200

OMCR CODE	A	H	L1	L2	L3	L4	L5	L6
E50.55.05507150	55	7	150	18,5	75	131,5	-	36
E50.55.05507200	55	7	200	30,5	100	169,5	-	70
E50.55.05507250	55	7	250	35	90	160	215	70
E50.55.05507300	55	7	300	37,5	105	195	262,5	66,25

**SINTERED "V" DRIVER
PRISMENFÜHRUNG STAHL MIT SINTERGLEITFLÄCHE
GUIDA A "V" IN ACCIAIO SINTERIZZATO**

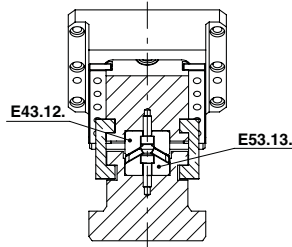


SINTERED "V" DRIVER PRISMENFÜHRUNG STAHL MIT SINTERGLEITFLÄCHE GUIDA A "V" IN ACCIAIO SINTERIZZATO

Notes

- 1** **Material:** Steel
- 2** E50.50
- 3** Key - **Material:** CK45
- 4** DIN 7984 - M6 x 16
- 5** DIN 912 - M3 x 8

Application example



ORDER EXAMPLE	Art.	A=65	H=47	L1=200
	E53.13.	065	47	200

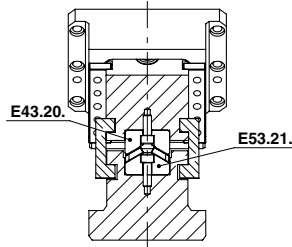
OMCR CODE	A	H	L1	L2	L3	L4	S1	S2
E53.13.06547150	65	47	150	125	45	-	Nr6 - M6 x 16	Nr2 - M3 x 8
E53.13.06547200	65	47	200	175	95	-	Nr6 - M6 x 16	Nr2 - M3 x 8
E53.13.06547250	65	47	250	225	145	125	Nr8 - M6 x 16	Nr2 - M3 x 8
E53.13.06547300	65	47	300	275	195	150	Nr8 - M6 x 16	Nr2 - M3 x 8

SINTERED "V" DRIVER PRISMENFÜHRUNG STAHL MIT SINTERGLEITFLÄCHE GUIDA A "V" IN ACCIAIO SINTERIZZATO

Notes

- 1** **Material:** Steel
- 2** E50.55
- 3** Key - **Material:** CK45
- 4** DIN 7984 - M6 x 16
- 5** DIN 912 - M3 x 8

Application example



ORDER EXAMPLE	Art.	A=125	H=57	L1=200
	E53.21.	125	57	200

OMCR CODE	A	H	L1	L2	L3	L4	S1	S2
E53.21.12557150	125	57	150	125	45	-	Nr6 - M6 x 16	Nr2 - M3 x 8
E53.21.12557200	125	57	200	175	95	-	Nr6 - M6 x 16	Nr2 - M3 x 8
E53.21.12557250	125	57	250	225	145	125	Nr8 - M6 x 16	Nr2 - M3 x 8
E53.21.12557300	125	57	300	275	195	150	Nr8 - M6 x 16	Nr2 - M3 x 8

